

# **CVoter Poll**

**COVID 19 Tracker 2020**

**18 November 2020**

# CVoter Tracking Poll

## #COVID 19 Tracker 2020

How strongly do you agree or disagree with the following statements? I am afraid that either myself or someone in my family may actually catch the Coronavirus

Date	Strongly Agree	Agree	Disagree	Strongly disagree	DK/CS	Total	Total : Agree	Total : Disagree	Nett. Agree	Sample
11/17/2020	26.3	13.4	10.0	46.4	3.9	100%	39.7	56.4	-16.7	4434

How strongly do you agree or disagree with the following statements? I think the Indian government is handling the Coronavirus well

Date	Strongly Agree	Agree	Disagree	Strongly disagree	DK/CS	Total	Total : Agree	Total : Disagree	Nett. Agree
11/17/2020	53.6	21.6	6.6	12.1	6.1	100%	75.2	18.7	56.5

How strongly do you agree or disagree with the following statements? I believe the threat from the Coronavirus is exaggerated

Date	Strongly Agree	Agree	Disagree	Strongly disagree	DK/CS	Total	Total : Agree	Total : Disagree	Nett. Agree
11/17/2020	32.9	19.1	12.4	24.1	11.5	100%	52.0	36.5	15.5

How many days of Ration/ medicine etc. or money for ration/medicine etc. is available for your family in your house?

Date	Less than a week	For a week	For two weeks	For three weeks	For a month	For more than a month	Don't know/Can't say	Total	Total : Less than 3 weeks	Total : More than 3 weeks	Nett. Preparedness
11/17/2020	15.5	20.3	12.0	3.9	27.4	20.8	0.1	100%	47.8	52.1	4.3

Have you seen flu like symptoms like high fever, cold, dry cough or similar symptoms in any family member (within your own household) or in your neighbourhood (people who you normally meet in your day-today life)?

Date	Yes, myself	Yes, in my household	Yes, in my neighborhood	Total
11/17/2020	2.258	1.272	3.480	7.010

If yes, which of the symptoms like high fever, cold, dry cough etc are there?

Date	Yes, High Fever	Yes, Tiredness	Yes, Dry Cough	Yes, Difficulty in breathing	Yes, Cold, nasal congestion, Running nose	Yes, Body pain	Yes, Soar Throat / Pain in throat	Total
11/17/2020	3.523	1.540	3.047	1.254	3.246	1.509	1.288	15.628

Number of symptoms applicable

Date	1	2	3	4	5	6	7	Total
11/17/2020	1.419	1.150	1.608	0.531	0.167	0.151	0.431	5.457

Which of the following is applicable for you or the main wage earner of your family since the lockdown has been implemented?

Date	Work from home with same salary/ income is same	Work from home with salary cut/ income has decreased	Completely laid off/out of work	Was working full-time previously but doing part-time work now	Leave without pay/ work is halted, no income	Working under regulations of government & employer	Not working from home but getting full salary	Not working from home but getting deducted salary	Not applicable	Don't know/Can't say	Total
06/23/2020	8.15	8.28	23.97	3.23	7.59	27.72	2.60	2.32	13.80	2.34	100%

Which of the following is applicable for you or the main wage earner of your family since the lockdown has been eased?

Date	Still working from home with same salary/ income is same	Still working from home with salary cut/ income has decreased	Completely laid off/out of work	Was working full-time previously but doing part-time work now	Leave without pay/ work is halted, no income	Working under regulations and safety measures & income/salary is same	Working under regulations and safety measures & income/salary has decreased	Working under regulations and safety measures & there is no income/salary	Not working from home but getting full salary	Not working from home but getting deducted salary	Not applicable	Don't know/Can't say	Total
11/17/2020	4.61	6.15	14.55	2.41	3.62	20.81	28.93	4.14	2.38	1.45	8.91	2.03	100%

Cumulative: Has anyone in your family or surroundings been infected from Corona Virus?

Date	Yes, but he has no health issues, he is doing well	Yes, he had health issues, but he is completely fine now	Yes, he has health issues & he is quarantined at home	Yes, he has health issues & he is quarantined at the quarantine facility set up by the government	Yes, he has health issues and he is hospitalized	Yes, but he is no more	No, no one in my family or surroundings has Corona infection	Don't know/Can't say	Total
11/17/2020	4.61	5.30	1.00	0.45	1.78	1.10	84.05	1.71	100%

**Cumulative: Has anyone in your family or surroundings been infected from Corona Virus?**

Date	Recover	Active	Mortality	No, no one in my family or surroundings has Corona infection	Don't know/Can't say	Total
11/17/2020	9.91	3.23	1.10	84.05	1.71	100%

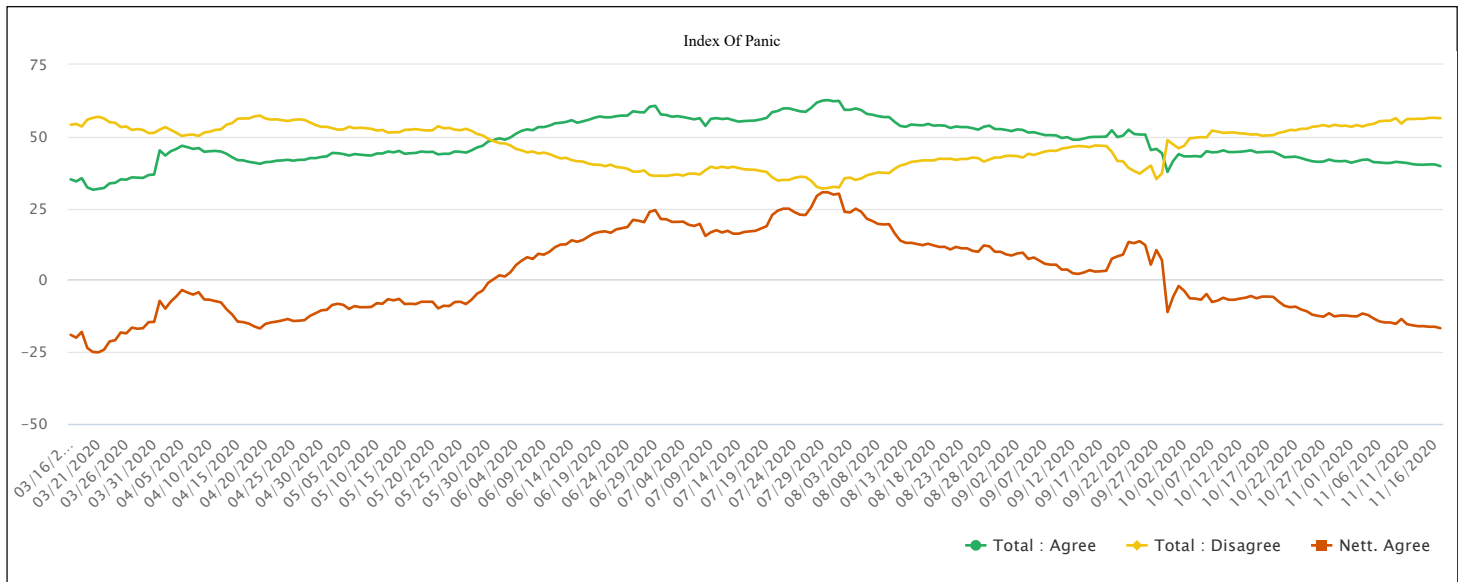
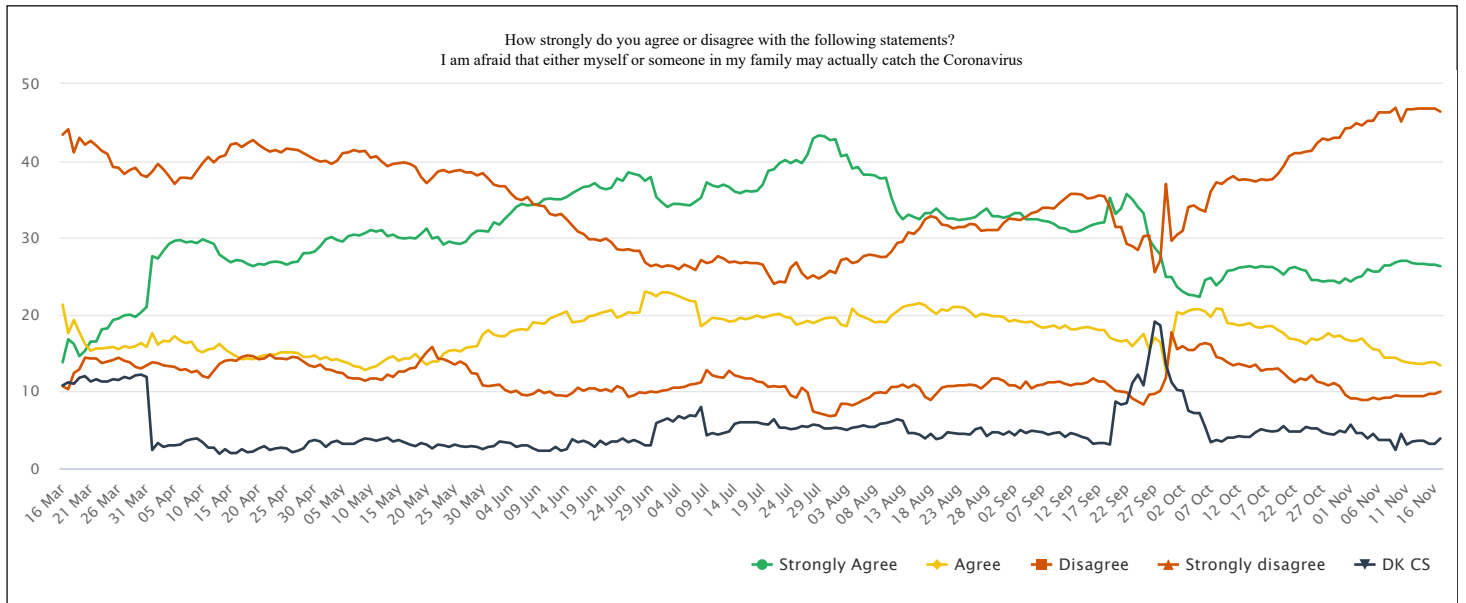
**Weighted: Has anyone in your family or surroundings been infected from Corona Virus?**

Date	Yes, but he has no health issues, he is doing well	Yes, he had health issues, but he is completely fine now	Yes, he has health issues & he is quarantined at home	Yes, he has health issues & he is quarantined at the quarantine facility set up by the government	Yes, he has health issues and he is hospitalized	Yes, but he is no more	No, no one in my family or surroundings has Corona infection	Don't know/Can't say	Total
11/17/2020	7.86	6.60	0.62	0.05	0.46	1.53	82.36	0.52	100%

**Weighted: Has anyone in your family or surroundings been infected from Corona Virus?**

Date	Recover	Active	Mortality	No, no one in my family or surroundings has Corona infection	Don't know/Can't say	Total
11/17/2020	14.46	1.13	1.53	82.36	0.52	100%

**How strongly do you agree or disagree with the following statements? I am afraid that either myself or someone in my family may actually catch the Coronavirus**



**How strongly do you agree or disagree with the following statements? I am afraid that either myself or someone in my family may actually catch the Coronavirus**

Date	Strongly Agree	Agree	Disagree	Strongly disagree	DK/CS	Total	Total : Agree	Total : Disagree	Nett. Agree	Sample
11/17/2020	26.3	13.4	10.0	46.4	3.9	100%	39.7	56.4	-16.7	4434
11/16/2020	26.5	13.8	9.7	46.8	3.2	100%	40.3	56.5	-16.2	4379
11/15/2020	26.5	13.8	9.7	46.8	3.2	100%	40.3	56.5	-16.2	4379
11/14/2020	26.6	13.6	9.4	46.8	3.6	100%	40.2	56.2	-16.0	4842
11/13/2020	26.6	13.6	9.4	46.8	3.6	100%	40.2	56.2	-16.0	4842
11/12/2020	26.7	13.7	9.4	46.7	3.5	100%	40.4	56.1	-15.7	4994
11/11/2020	27.0	13.8	9.4	46.7	3.1	100%	40.8	56.1	-15.3	4581
11/10/2020	27.0	14.0	9.4	45.1	4.5	100%	41.0	54.5	-13.5	4117
11/09/2020	26.8	14.4	9.5	46.9	2.4	100%	41.2	56.4	-15.2	4126
11/08/2020	26.4	14.4	9.2	46.3	3.7	100%	40.8	55.5	-14.7	3552
11/07/2020	26.4	14.4	9.2	46.3	3.7	100%	40.8	55.5	-14.7	3552
11/06/2020	25.6	15.4	9.0	46.3	3.7	100%	41.0	55.3	-14.3	3525
11/05/2020	25.6	15.5	9.2	45.2	4.5	100%	41.1	54.4	-13.3	3267
11/04/2020	25.9	16.1	8.9	45.2	3.9	100%	42.0	54.1	-12.1	2965
11/03/2020	25.0	16.9	8.9	44.6	4.6	100%	41.9	53.5	-11.6	3015
11/02/2020	24.8	16.6	9.1	44.9	4.6	100%	41.4	54.0	-12.6	3110
11/01/2020	24.3	16.6	9.1	44.3	5.7	100%	40.9	53.4	-12.5	2677
10/31/2020	24.7	16.8	9.6	44.2	4.7	100%	41.5	53.8	-12.3	2925
10/30/2020	24.1	17.3	10.7	43.0	4.9	100%	41.4	53.7	-12.3	2642
10/29/2020	24.4	17.1	11.1	43.0	4.4	100%	41.5	54.1	-12.6	2726
10/28/2020	24.4	17.6	10.8	42.7	4.5	100%	42.0	53.5	-11.5	2788
10/27/2020	24.3	17.0	11.1	42.9	4.7	100%	41.3	54.0	-12.7	2931
10/26/2020	24.5	16.7	11.3	42.3	5.2	100%	41.2	53.6	-12.4	3159
10/25/2020	24.5	16.9	12.1	41.3	5.2	100%	41.4	53.4	-12.0	2957
10/24/2020	25.7	16.2	11.5	41.2	5.4	100%	41.9	52.7	-10.8	3613
10/23/2020	25.9	16.6	11.7	41.0	4.8	100%	42.5	52.7	-10.2	3945
10/22/2020	26.2	16.8	11.2	41.0	4.8	100%	43.0	52.2	-9.2	4115
10/21/2020	26.0	16.9	11.7	40.6	4.8	100%	42.9	52.3	-9.4	4422
10/20/2020	25.2	17.6	12.4	39.3	5.5	100%	42.8	51.7	-8.9	4365
10/19/2020	25.8	18.0	13.0	38.3	4.9	100%	43.8	51.3	-7.5	4101
10/18/2020	26.2	18.5	12.9	37.6	4.8	100%	44.7	50.5	-5.8	3597
10/17/2020	26.2	18.5	12.9	37.5	4.9	100%	44.7	50.4	-5.7	3845
10/16/2020	26.3	18.3	12.7	37.6	5.1	100%	44.6	50.3	-5.7	3597
10/15/2020	26.1	18.4	13.5	37.3	4.7	100%	44.5	50.8	-6.3	3682
10/14/2020	26.3	18.9	13.2	37.5	4.1	100%	45.2	50.7	-5.5	3786
10/13/2020	26.2	18.7	13.4	37.6	4.1	100%	44.9	51.0	-6.1	3775
10/12/2020	26.1	18.6	13.6	37.5	4.2	100%	44.7	51.1	-6.4	3693
10/11/2020	25.8	18.8	13.4	38.0	4.0	100%	44.6	51.4	-6.8	3414
10/10/2020	25.7	18.9	13.8	37.6	4.0	100%	44.6	51.4	-6.8	3617
10/09/2020	24.5	20.7	14.3	37.0	3.5	100%	45.2	51.3	-6.1	3063
10/08/2020	23.8	20.8	14.5	37.2	3.7	100%	44.6	51.7	-7.1	2817
10/07/2020	24.8	19.7	16.1	36.0	3.4	100%	44.5	52.1	-7.6	2374
10/06/2020	24.5	20.4	16.3	33.4	5.4	100%	44.9	49.7	-4.8	1880
10/05/2020	22.3	20.7	16.1	33.7	7.2	100%	43.0	49.8	-6.8	1826
10/04/2020	22.5	20.7	15.4	34.2	7.2	100%	43.2	49.6	-6.4	1728
10/03/2020	22.6	20.5	15.4	34.0	7.5	100%	43.1	49.4	-6.3	1821
10/02/2020	23.0	20.1	15.9	30.9	10.1	100%	43.1	46.8	-3.7	1669
10/01/2020	23.6	20.3	15.5	30.4	10.2	100%	43.9	45.9	-2.0	1786
09/30/2020	24.9	16.6	17.7	29.6	11.2	100%	41.5	47.3	-5.8	1625
09/29/2020	24.9	12.8	11.8	37.0	13.5	100%	37.7	48.8	-11.1	1536
09/28/2020	27.8	16.4	10.1	27.1	18.6	100%	44.2	37.2	7.0	1446
09/27/2020	28.7	17.0	9.7	25.5	19.1	100%	45.7	35.2	10.5	1296
09/26/2020	29.8	15.5	9.6	30.3	14.8	100%	45.3	39.9	5.4	1416
09/25/2020	33.2	17.5	8.3	30.2	10.8	100%	50.7	38.5	12.2	1524
09/24/2020	34.0	16.7	8.7	28.4	12.2	100%	50.7	37.1	13.6	1514
09/23/2020	35.0	15.9	9.1	28.9	11.1	100%	50.9	38.0	12.9	1549

Date	Strongly Agree	Agree	Disagree	Strongly disagree	DK/CS	Total	Total : Agree	Total : Disagree	Nett. Agree	Sample
09/22/2020	35.7	16.7	9.9	29.2	8.5	100%	52.4	39.1	13.3	1696
09/21/2020	33.8	16.5	10.0	31.4	8.3	100%	50.3	41.4	8.9	2090
09/20/2020	33.1	16.7	10.1	31.4	8.7	100%	49.8	41.5	8.3	1958
09/19/2020	35.2	17.0	10.7	34.0	3.1	100%	52.2	44.7	7.5	2403
09/18/2020	32.0	18.0	11.3	35.4	3.3	100%	50.0	46.7	3.3	2811
09/17/2020	31.9	18.0	11.3	35.5	3.3	100%	49.9	46.8	3.1	3305
09/16/2020	31.7	18.2	11.7	35.2	3.2	100%	49.9	46.9	3.0	3642
09/15/2020	31.4	18.4	11.2	35.1	3.9	100%	49.8	46.3	3.5	4008
09/14/2020	31.0	18.3	11.0	35.6	4.1	100%	49.3	46.6	2.7	4392
09/13/2020	30.8	18.1	11.0	35.7	4.4	100%	48.9	46.7	2.2	4279
09/12/2020	30.8	18.1	10.8	35.7	4.6	100%	48.9	46.5	2.4	4645
09/11/2020	31.2	18.6	11.0	35.1	4.1	100%	49.8	46.1	3.7	4853
09/10/2020	31.3	18.2	11.3	34.5	4.7	100%	49.5	45.8	3.7	4867
09/09/2020	31.8	18.6	11.2	33.8	4.6	100%	50.4	45.0	5.4	5165
09/08/2020	32.1	18.4	11.2	33.9	4.4	100%	50.5	45.1	5.4	5254
09/07/2020	32.2	18.3	10.9	33.9	4.7	100%	50.5	44.8	5.7	5313
09/06/2020	32.4	18.6	10.8	33.4	4.8	100%	51.0	44.2	6.8	4844
09/05/2020	32.4	19.1	10.4	33.2	4.9	100%	51.5	43.6	7.9	5131
09/04/2020	32.4	19.0	11.3	32.7	4.6	100%	51.4	44.0	7.4	4991
09/03/2020	33.2	19.1	10.4	32.3	5.0	100%	52.3	42.7	9.6	4796
09/02/2020	33.2	19.3	10.8	32.4	4.3	100%	52.5	43.2	9.3	4403
09/01/2020	32.8	19.1	10.8	32.5	4.8	100%	51.9	43.3	8.6	4234
08/31/2020	32.6	19.7	11.4	31.9	4.4	100%	52.3	43.3	9.0	4065
08/30/2020	32.8	19.8	11.7	31.0	4.7	100%	52.6	42.7	9.9	7139
08/29/2020	32.8	19.8	11.7	31.0	4.7	100%	52.6	42.7	9.9	3582
08/28/2020	33.8	20.0	11.0	31.0	4.2	100%	53.8	42.0	11.8	3558
08/27/2020	33.3	20.1	10.4	30.9	5.3	100%	53.4	41.3	12.1	3567
08/26/2020	32.7	19.7	10.8	31.7	5.1	100%	52.4	42.5	9.9	3543
08/25/2020	32.5	20.4	10.9	31.8	4.4	100%	52.9	42.7	10.2	3371
08/24/2020	32.4	20.9	10.8	31.4	4.5	100%	53.3	42.2	11.1	3264
08/23/2020	32.3	21.0	10.8	31.4	4.5	100%	53.3	42.2	11.1	2982
08/22/2020	32.5	21.0	10.7	31.2	4.6	100%	53.5	41.9	11.6	3094
08/21/2020	32.5	20.5	10.7	31.6	4.7	100%	53.0	42.3	10.7	2977
08/20/2020	33.1	20.7	10.5	31.7	4.0	100%	53.8	42.2	11.6	2849
08/19/2020	33.8	20.1	9.7	32.6	3.8	100%	53.9	42.3	11.6	2716
08/18/2020	33.2	20.6	8.9	32.8	4.5	100%	53.8	41.7	12.1	2665
08/17/2020	33.2	21.2	9.3	32.4	3.9	100%	54.4	41.7	12.7	2380
08/16/2020	32.4	21.5	10.5	31.2	4.4	100%	53.9	41.7	12.2	2204
08/15/2020	32.7	21.3	10.9	30.5	4.6	100%	54.0	41.4	12.6	2421
08/14/2020	33.0	21.2	10.5	30.7	4.6	100%	54.2	41.2	13.0	2793
08/13/2020	32.4	21.0	10.9	29.5	6.2	100%	53.4	40.4	13.0	2665
08/12/2020	33.3	20.4	10.6	29.3	6.4	100%	53.7	39.9	13.8	2622
08/11/2020	35.2	19.9	10.6	28.2	6.1	100%	55.1	38.8	16.3	2656
08/10/2020	37.8	19.0	9.8	27.5	5.9	100%	56.8	37.3	19.5	2779
08/09/2020	37.7	19.1	9.9	27.5	5.8	100%	56.8	37.4	19.4	2676
08/08/2020	38.1	19.0	9.8	27.7	5.4	100%	57.1	37.5	19.6	2943
08/07/2020	38.2	19.4	9.2	27.8	5.4	100%	57.6	37.0	20.6	3005
08/06/2020	38.2	19.7	8.9	27.6	5.6	100%	57.9	36.5	21.4	3042
08/05/2020	39.2	20.0	8.5	26.9	5.4	100%	59.2	35.4	23.8	3123
08/04/2020	39.0	20.8	8.2	26.7	5.3	100%	59.8	34.9	24.9	3082
08/03/2020	40.8	18.5	8.4	27.3	5.0	100%	59.3	35.7	23.6	3132
08/02/2020	40.6	18.7	8.4	27.1	5.2	100%	59.3	35.5	23.8	3255
08/01/2020	42.8	19.6	6.9	25.4	5.3	100%	62.4	32.3	30.1	3241
07/31/2020	42.7	19.6	6.8	25.7	5.2	100%	62.3	32.5	29.8	3024
07/30/2020	43.2	19.5	7.0	25.1	5.2	100%	62.7	32.1	30.6	2657
07/29/2020	43.3	19.2	7.2	24.7	5.6	100%	62.5	31.9	30.6	2519
07/28/2020	42.9	18.9	7.4	25.1	5.7	100%	61.8	32.5	29.3	2292
07/27/2020	40.8	19.2	9.9	24.7	5.4	100%	60.0	34.6	25.4	2053
07/26/2020	39.7	18.9	10.5	25.4	5.5	100%	58.6	35.9	22.7	1817

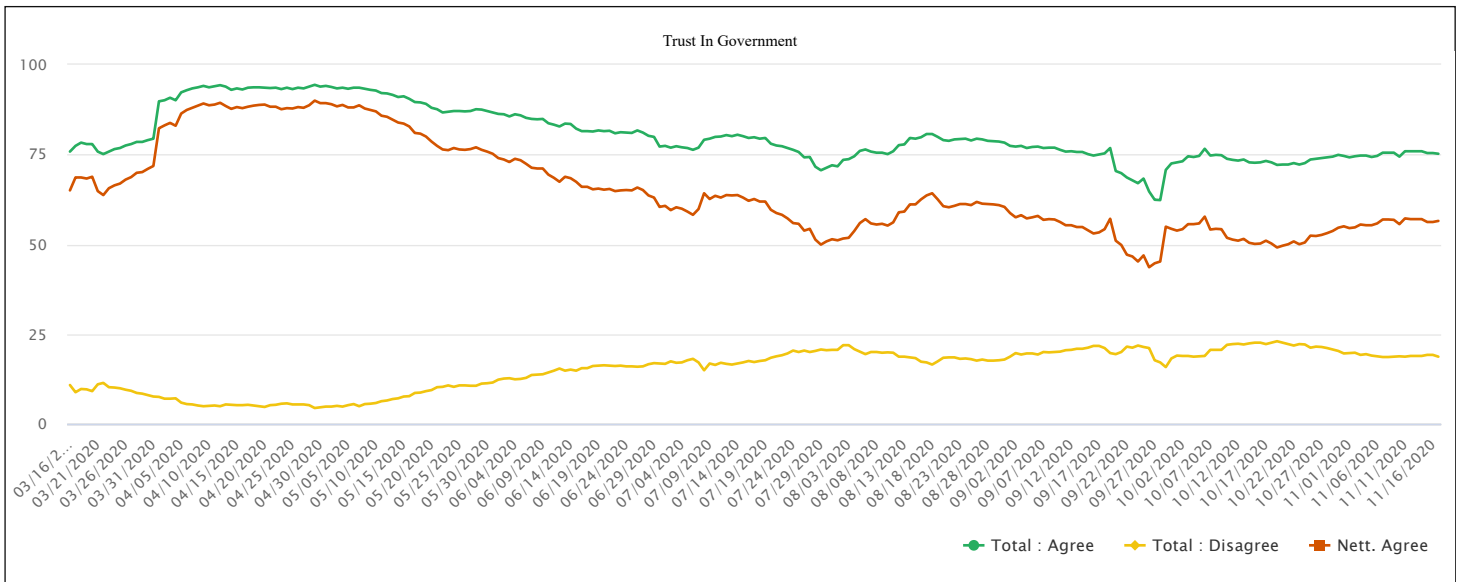
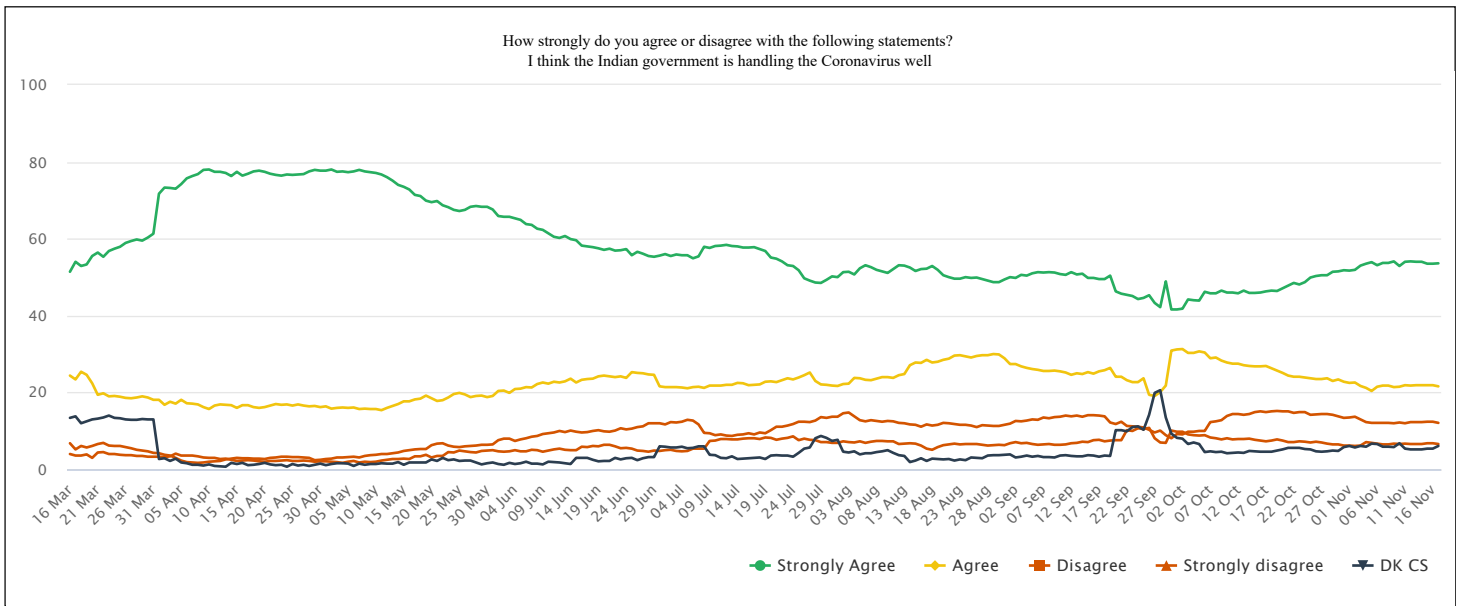
Date	Strongly Agree	Agree	Disagree	Strongly disagree	DK/CS	Total	Total : Agree	Total : Disagree	Nett. Agree	Sample
07/25/2020	40.1	18.7	9.2	26.8	5.2	100%	58.8	36.0	22.8	1920
07/24/2020	39.7	19.6	9.5	26.1	5.1	100%	59.3	35.6	23.7	1814
07/23/2020	40.1	19.7	10.7	24.2	5.3	100%	59.8	34.9	24.9	1768
07/22/2020	39.7	20.1	10.6	24.3	5.3	100%	59.8	34.9	24.9	1723
07/21/2020	38.9	20.0	10.7	24.0	6.4	100%	58.9	34.7	24.2	1617
07/20/2020	38.7	19.8	10.6	25.2	5.7	100%	58.5	35.8	22.7	1646
07/19/2020	36.9	19.6	11.2	26.5	5.8	100%	56.5	37.7	18.8	1602
07/18/2020	36.1	19.9	11.3	26.7	6.0	100%	56.0	38.0	18.0	1628
07/17/2020	36.0	19.6	11.7	26.7	6.0	100%	55.6	38.4	17.2	1629
07/16/2020	36.1	19.4	11.7	26.8	6.0	100%	55.5	38.5	17.0	1709
07/15/2020	35.8	19.6	11.9	26.7	6.0	100%	55.4	38.6	16.8	1800
07/14/2020	36.0	19.2	12.1	26.9	5.8	100%	55.2	39.0	16.2	1857
07/13/2020	36.6	19.1	12.7	26.8	4.8	100%	55.7	39.5	16.2	1923
07/12/2020	36.9	19.4	11.8	27.3	4.6	100%	56.3	39.1	17.2	1967
07/11/2020	36.6	19.5	11.9	27.6	4.4	100%	56.1	39.5	16.6	2110
07/10/2020	36.8	19.6	12.1	26.9	4.6	100%	56.4	39.0	17.4	2301
07/09/2020	37.2	19.0	12.8	26.7	4.3	100%	56.2	39.5	16.7	2308
07/08/2020	35.2	18.5	11.2	27.1	8.0	100%	53.7	38.3	15.4	2334
07/07/2020	34.7	21.7	11.0	25.8	6.8	100%	56.4	36.8	19.6	2199
07/06/2020	34.2	21.8	10.9	26.2	6.9	100%	56.0	37.1	18.9	2164
07/05/2020	34.3	22.1	10.6	26.5	6.5	100%	56.4	37.1	19.3	2193
07/04/2020	34.4	22.4	10.5	25.9	6.8	100%	56.8	36.4	20.4	2272
07/03/2020	34.4	22.7	10.5	26.3	6.1	100%	57.1	36.8	20.3	2377
07/02/2020	34.0	22.9	10.2	26.4	6.5	100%	56.9	36.6	20.3	2498
07/01/2020	34.6	22.9	10.1	26.2	6.2	100%	57.5	36.3	21.2	2700
06/30/2020	35.3	22.4	9.9	26.5	5.9	100%	57.7	36.4	21.3	2867
06/29/2020	37.9	22.8	10.0	26.3	3.0	100%	60.7	36.3	24.4	2954
06/28/2020	37.4	23.0	9.8	26.8	3.0	100%	60.4	36.6	23.8	2995
06/27/2020	38.1	20.3	9.9	28.3	3.4	100%	58.4	38.2	20.2	3067
06/26/2020	38.3	20.2	9.5	28.3	3.7	100%	58.5	37.8	20.7	3011
06/25/2020	38.5	20.3	9.3	28.5	3.4	100%	58.8	37.8	21.0	2742
06/24/2020	37.4	19.9	10.4	28.4	3.9	100%	57.3	38.8	18.5	2879
06/23/2020	37.7	19.6	10.7	28.5	3.5	100%	57.3	39.2	18.1	3084
06/22/2020	36.5	20.6	10.0	29.4	3.5	100%	57.1	39.4	17.7	3333
06/21/2020	36.3	20.4	10.3	29.9	3.1	100%	56.7	40.2	16.5	3416
06/20/2020	36.5	20.2	10.1	29.6	3.6	100%	56.7	39.7	17.0	3430
06/19/2020	37.1	19.9	10.4	29.8	2.8	100%	57.0	40.2	16.8	3473
06/18/2020	36.7	19.8	10.4	29.8	3.3	100%	56.5	40.2	16.3	3457
06/17/2020	36.6	19.2	10.1	30.5	3.6	100%	55.8	40.6	15.2	3531
06/16/2020	36.2	19.1	10.5	30.8	3.4	100%	55.3	41.3	14.0	3446
06/15/2020	35.8	19.0	9.8	31.6	3.8	100%	54.8	41.4	13.4	3298
06/14/2020	35.3	20.4	9.4	32.4	2.5	100%	55.7	41.8	13.9	3231
06/13/2020	35.0	20.1	9.5	33.1	2.3	100%	55.1	42.6	12.5	3227
06/12/2020	35.0	19.8	9.5	32.9	2.8	100%	54.8	42.4	12.4	3186
06/11/2020	35.1	19.5	10.0	33.1	2.3	100%	54.6	43.1	11.5	3131
06/10/2020	35.0	18.8	9.8	34.1	2.3	100%	53.8	43.9	9.9	3177
06/09/2020	34.4	18.9	10.2	34.2	2.3	100%	53.3	44.4	8.9	3094
06/08/2020	34.3	19.0	9.7	34.4	2.6	100%	53.3	44.1	9.2	3022
06/07/2020	34.2	18.0	9.5	35.3	3.0	100%	52.2	44.8	7.4	2936
06/06/2020	34.4	18.1	9.6	34.9	3.0	100%	52.5	44.5	8.0	2917
06/05/2020	34.0	18.0	10.1	35.1	2.8	100%	52.0	45.2	6.8	2926
06/04/2020	33.2	17.8	9.9	35.8	3.3	100%	51.0	45.7	5.3	2829
06/03/2020	32.5	17.2	10.2	36.7	3.4	100%	49.7	46.9	2.8	2846
06/02/2020	31.7	17.2	10.9	36.7	3.5	100%	48.9	47.6	1.3	2708
06/01/2020	32.0	17.4	10.8	36.9	2.9	100%	49.4	47.7	1.7	2687
05/31/2020	30.8	18.0	10.7	37.7	2.8	100%	48.8	48.4	0.4	2796
05/30/2020	30.9	17.4	10.8	38.4	2.5	100%	48.3	49.2	-0.9	2810
05/29/2020	30.9	15.9	12.3	38.1	2.8	100%	46.8	50.4	-3.6	2898
05/28/2020	30.4	15.8	12.4	38.5	2.9	100%	46.2	50.9	-4.7	2908

Date	Strongly Agree	Agree	Disagree	Strongly disagree	DK/CS	Total	Total : Agree	Total : Disagree	Nett. Agree	Sample
05/27/2020	29.5	15.7	13.5	38.5	2.8	100%	45.2	52.0	-6.8	2943
05/26/2020	29.2	15.2	13.9	38.8	2.9	100%	44.4	52.7	-8.3	2893
05/25/2020	29.3	15.4	13.5	38.7	3.1	100%	44.7	52.2	-7.5	2956
05/24/2020	29.5	15.3	13.9	38.5	2.8	100%	44.8	52.4	-7.6	2939
05/23/2020	29.1	14.9	14.2	38.8	3.0	100%	44.0	53.0	-9.0	2993
05/22/2020	30.1	13.9	14.3	38.6	3.1	100%	44.0	52.9	-8.9	3097
05/21/2020	29.9	13.9	15.8	37.8	2.6	100%	43.8	53.6	-9.8	3056
05/20/2020	31.2	13.5	15.1	37.1	3.1	100%	44.7	52.2	-7.5	3098
05/19/2020	30.5	14.1	14.2	37.9	3.3	100%	44.6	52.1	-7.5	3059
05/18/2020	29.9	14.9	13.1	39.2	2.9	100%	44.8	52.3	-7.5	3262
05/17/2020	30.0	14.3	13.0	39.6	3.1	100%	44.3	52.6	-8.3	3318
05/16/2020	29.9	14.3	12.6	39.8	3.4	100%	44.2	52.4	-8.2	3488
05/15/2020	30.0	14.0	12.6	39.7	3.7	100%	44.0	52.3	-8.3	3757
05/14/2020	30.4	14.6	11.9	39.6	3.5	100%	45.0	51.5	-6.5	3828
05/13/2020	30.2	14.3	12.2	39.3	4.0	100%	44.5	51.5	-7.0	4001
05/12/2020	31.0	13.8	11.5	39.9	3.8	100%	44.8	51.4	-6.6	4095
05/11/2020	30.8	13.3	11.7	40.6	3.6	100%	44.1	52.3	-8.2	4049
05/10/2020	31.0	13.1	11.7	40.4	3.8	100%	44.1	52.1	-8.0	3997
05/09/2020	30.6	12.8	11.4	41.3	3.9	100%	43.4	52.7	-9.3	4237
05/08/2020	30.3	13.2	11.7	41.2	3.6	100%	43.5	52.9	-9.4	4388
05/07/2020	30.4	13.3	11.7	41.4	3.2	100%	43.7	53.1	-9.4	4437
05/06/2020	30.2	13.7	11.8	41.1	3.2	100%	43.9	52.9	-9.0	4517
05/05/2020	29.5	13.9	12.4	41.0	3.2	100%	43.4	53.4	-10.0	4715
05/04/2020	29.7	14.2	12.5	40.0	3.6	100%	43.9	52.5	-8.6	4952
05/03/2020	30.1	14.1	12.8	39.6	3.4	100%	44.2	52.4	-8.2	4580
05/02/2020	29.8	14.5	12.9	40.0	2.8	100%	44.3	52.9	-8.6	4818
05/01/2020	28.9	14.2	13.5	39.9	3.5	100%	43.1	53.4	-10.3	4885
04/30/2020	28.2	14.7	13.2	40.2	3.7	100%	42.9	53.4	-10.5	4913
04/29/2020	28.0	14.5	13.4	40.6	3.5	100%	42.5	54.0	-11.5	5044
04/28/2020	28.0	14.5	13.9	41.0	2.6	100%	42.5	54.9	-12.4	5078
04/27/2020	26.9	15.0	14.4	41.4	2.3	100%	41.9	55.8	-13.9	5220
04/26/2020	26.8	15.1	14.5	41.5	2.1	100%	41.9	56.0	-14.1	5094
04/25/2020	26.5	15.1	14.2	41.6	2.6	100%	41.6	55.8	-14.2	5302
04/24/2020	26.8	15.1	14.3	41.1	2.7	100%	41.9	55.4	-13.5	5260
04/23/2020	26.9	14.8	14.3	41.4	2.6	100%	41.7	55.7	-14.0	5281
04/22/2020	26.8	14.8	14.8	41.2	2.4	100%	41.6	56.0	-14.4	5003
04/21/2020	26.5	14.7	14.3	41.6	2.9	100%	41.2	55.9	-14.7	4918
04/20/2020	26.6	14.5	14.2	42.1	2.6	100%	41.1	56.3	-15.2	4718
04/19/2020	26.3	14.2	14.6	42.7	2.2	100%	40.5	57.3	-16.8	4442
04/18/2020	26.6	14.3	14.7	42.3	2.1	100%	40.9	57.0	-16.1	4618
04/17/2020	27.0	14.2	14.5	41.8	2.5	100%	41.2	56.3	-15.1	4297
04/16/2020	27.1	14.6	14.0	42.3	2.0	100%	41.7	56.3	-14.6	4007
04/15/2020	26.8	15.0	14.1	42.1	2.0	100%	41.8	56.2	-14.4	3823
04/14/2020	27.3	15.5	14.0	40.7	2.5	100%	42.8	54.7	-11.9	3313
04/13/2020	27.8	16.2	13.6	40.5	1.9	100%	44.0	54.1	-10.1	3048
04/12/2020	29.2	15.6	12.7	39.8	2.7	100%	44.8	52.5	-7.7	2742
04/11/2020	29.5	15.5	11.8	40.5	2.7	100%	45.0	52.3	-7.3	2550
04/10/2020	29.8	15.1	12.0	39.7	3.4	100%	44.9	51.7	-6.8	2451
04/09/2020	29.3	15.4	12.7	38.7	3.9	100%	44.7	51.4	-6.7	2384
04/08/2020	29.5	16.5	12.5	37.7	3.8	100%	46.0	50.2	-4.2	2110
04/07/2020	29.4	16.3	12.9	37.8	3.6	100%	45.7	50.7	-5.0	2193
04/06/2020	29.7	16.6	12.8	37.8	3.1	100%	46.3	50.6	-4.3	2159
04/05/2020	29.6	17.2	13.2	37.0	3.0	100%	46.8	50.2	-3.4	2201
04/04/2020	29.2	16.5	13.3	38.0	3.0	100%	45.7	51.3	-5.6	2257
04/03/2020	28.3	16.6	13.4	38.9	2.8	100%	44.9	52.3	-7.4	2289
04/02/2020	27.3	16.1	13.7	39.6	3.3	100%	43.4	53.3	-9.9	2333
04/01/2020	27.6	17.6	13.8	38.6	2.4	100%	45.2	52.4	-7.2	2342
03/31/2020	21.0	15.8	13.4	37.9	11.9	100%	36.8	51.3	-14.5	2269
03/30/2020	20.3	16.3	13.0	38.2	12.2	100%	36.6	51.2	-14.6	2484



Date	Strongly Agree	Agree	Disagree	Strongly disagree	DK/CS	Total	Total : Agree	Total : Disagree	Nett. Agree	Sample
03/29/2020	19.7	15.9	13.2	39.1	12.1	100%	35.6	52.3	-16.7	2361
03/28/2020	20.0	15.7	13.8	38.8	11.7	100%	35.7	52.6	-16.9	2233
03/27/2020	19.9	15.9	14.0	38.3	11.9	100%	35.8	52.3	-16.5	2094
03/26/2020	19.5	15.5	14.4	39.1	11.5	100%	35.0	53.5	-18.5	1968
03/25/2020	19.3	15.8	14.1	39.2	11.6	100%	35.1	53.3	-18.2	1838
03/24/2020	18.2	15.7	13.9	40.9	11.3	100%	33.9	54.8	-20.9	1700
03/23/2020	18.1	15.6	13.7	41.3	11.3	100%	33.7	55.0	-21.3	1561
03/22/2020	16.5	15.6	14.3	42.0	11.6	100%	32.1	56.3	-24.2	1421
03/21/2020	16.5	15.3	14.3	42.6	11.3	100%	31.8	56.9	-25.1	1217
03/20/2020	15.3	16.2	14.4	42.1	12.0	100%	31.5	56.5	-25.0	1006
03/19/2020	14.6	17.7	12.9	43.0	11.8	100%	32.3	55.9	-23.6	798
03/18/2020	16.2	19.3	12.4	41.1	11.0	100%	35.5	53.5	-18.0	605
03/17/2020	16.8	17.6	10.3	44.1	11.2	100%	34.4	54.4	-20.0	425
03/16/2020	13.8	21.3	10.7	43.4	10.8	100%	35.1	54.1	-19.0	215

**How strongly do you agree or disagree with the following statements? I think the Indian government is handling the Coronavirus well**



**How strongly do you agree or disagree with the following statements? I think the Indian government is handling the Coronavirus well**

Date	Strongly Agree	Agree	Disagree	Strongly disagree	DK/CS	Total	Total : Agree	Total : Disagree	Nett. Agree
11/17/2020	53.6	21.6	6.6	12.1	6.1	100%	75.2	18.7	56.5
11/16/2020	53.5	21.9	6.8	12.4	5.4	100%	75.4	19.2	56.2
11/15/2020	53.5	21.9	6.8	12.4	5.4	100%	75.4	19.2	56.2
11/14/2020	54.0	21.9	6.6	12.3	5.2	100%	75.9	18.9	57.0
11/13/2020	54.0	21.9	6.6	12.3	5.2	100%	75.9	18.9	57.0
11/12/2020	54.1	21.8	6.6	12.3	5.2	100%	75.9	18.9	57.0
11/11/2020	54.0	21.9	6.7	12.0	5.4	100%	75.9	18.7	57.2
11/10/2020	52.9	21.5	6.6	12.2	6.8	100%	74.4	18.8	55.6
11/09/2020	54.1	21.4	6.7	12.0	5.8	100%	75.5	18.7	56.8
11/08/2020	53.7	21.8	6.5	12.1	5.9	100%	75.5	18.6	56.9
11/07/2020	53.7	21.8	6.5	12.1	5.9	100%	75.5	18.6	56.9
11/06/2020	53.1	21.5	6.7	12.1	6.6	100%	74.6	18.8	55.8
11/05/2020	53.9	20.4	6.9	12.1	6.7	100%	74.3	19.0	55.3
11/04/2020	53.5	21.2	7.1	12.3	5.9	100%	74.7	19.4	55.3
11/03/2020	53.0	21.7	6.2	13.0	6.1	100%	74.7	19.2	55.5
11/02/2020	51.9	22.6	6.1	13.7	5.7	100%	74.5	19.8	54.7
11/01/2020	51.7	22.5	6.2	13.5	6.1	100%	74.2	19.7	54.5
10/31/2020	51.8	22.8	6.2	13.4	5.8	100%	74.6	19.6	55.0
10/30/2020	51.5	23.4	6.5	13.8	4.8	100%	74.9	20.3	54.6
10/29/2020	51.4	23.0	6.5	14.2	4.9	100%	74.4	20.7	53.7
10/28/2020	50.5	23.7	6.7	14.4	4.7	100%	74.2	21.1	53.1
10/27/2020	50.5	23.5	7.0	14.4	4.6	100%	74.0	21.4	52.6
10/26/2020	50.3	23.5	7.2	14.3	4.7	100%	73.8	21.5	52.3
10/25/2020	49.9	23.7	7.0	14.2	5.2	100%	73.6	21.2	52.4
10/24/2020	48.7	23.9	7.2	14.9	5.3	100%	72.6	22.1	50.5
10/23/2020	48.1	24.1	7.3	14.9	5.6	100%	72.2	22.2	50.0
10/22/2020	48.5	24.1	7.1	14.7	5.6	100%	72.6	21.8	50.8
10/21/2020	47.8	24.4	7.1	15.1	5.6	100%	72.2	22.2	50.0
10/20/2020	47.1	25.1	7.5	15.1	5.2	100%	72.2	22.6	49.6
10/19/2020	46.4	25.7	7.8	15.2	4.9	100%	72.1	23.0	49.1
10/18/2020	46.5	26.3	7.5	15.1	4.6	100%	72.8	22.6	50.2
10/17/2020	46.3	26.9	7.3	14.9	4.6	100%	73.2	22.2	51.0
10/16/2020	46.0	26.8	7.5	15.1	4.6	100%	72.8	22.6	50.2
10/15/2020	45.9	26.8	7.7	14.9	4.7	100%	72.7	22.6	50.1
10/14/2020	45.9	26.9	8.0	14.4	4.8	100%	72.8	22.4	50.4
10/13/2020	46.5	27.1	7.9	14.2	4.3	100%	73.6	22.1	51.5
10/12/2020	45.8	27.5	7.9	14.4	4.4	100%	73.3	22.3	51.0
10/11/2020	46.0	27.5	7.8	14.4	4.3	100%	73.5	22.2	51.3
10/10/2020	46.0	27.8	8.1	13.9	4.2	100%	73.8	22.0	51.8
10/09/2020	46.5	28.3	7.8	12.8	4.6	100%	74.8	20.6	54.2
10/08/2020	45.8	29.1	8.1	12.5	4.5	100%	74.9	20.6	54.3
10/07/2020	45.8	28.9	8.3	12.3	4.7	100%	74.7	20.6	54.1
10/06/2020	46.2	30.4	8.9	10.0	4.5	100%	76.6	18.9	57.7
10/05/2020	43.9	30.7	8.8	10.0	6.6	100%	74.6	18.8	55.8
10/04/2020	44.0	30.3	8.9	9.8	7.0	100%	74.3	18.7	55.6
10/03/2020	44.2	30.3	9.1	9.8	6.6	100%	74.5	18.9	55.6
10/02/2020	41.8	31.3	9.8	9.1	8.0	100%	73.1	18.9	54.2
10/01/2020	41.6	31.2	9.8	9.2	8.2	100%	72.8	19.0	53.8
09/30/2020	41.6	30.9	10.1	8.1	9.3	100%	72.5	18.2	54.3
09/29/2020	48.9	21.8	6.9	8.9	13.5	100%	70.7	15.8	54.9
09/28/2020	42.2	20.1	7.0	10.1	20.6	100%	62.3	17.1	45.2
09/27/2020	43.3	19.1	8.1	9.6	19.9	100%	62.4	17.7	44.7
09/26/2020	45.3	19.4	10.8	10.3	14.2	100%	64.7	21.1	43.6
09/25/2020	44.6	23.7	10.5	10.9	10.3	100%	68.3	21.4	46.9
09/24/2020	44.3	22.7	10.7	11.1	11.2	100%	67.0	21.8	45.2
09/23/2020	45.1	22.7	10.0	11.2	11.0	100%	67.8	21.2	46.6
09/22/2020	45.4	23.2	10.2	11.3	9.9	100%	68.6	21.5	47.1

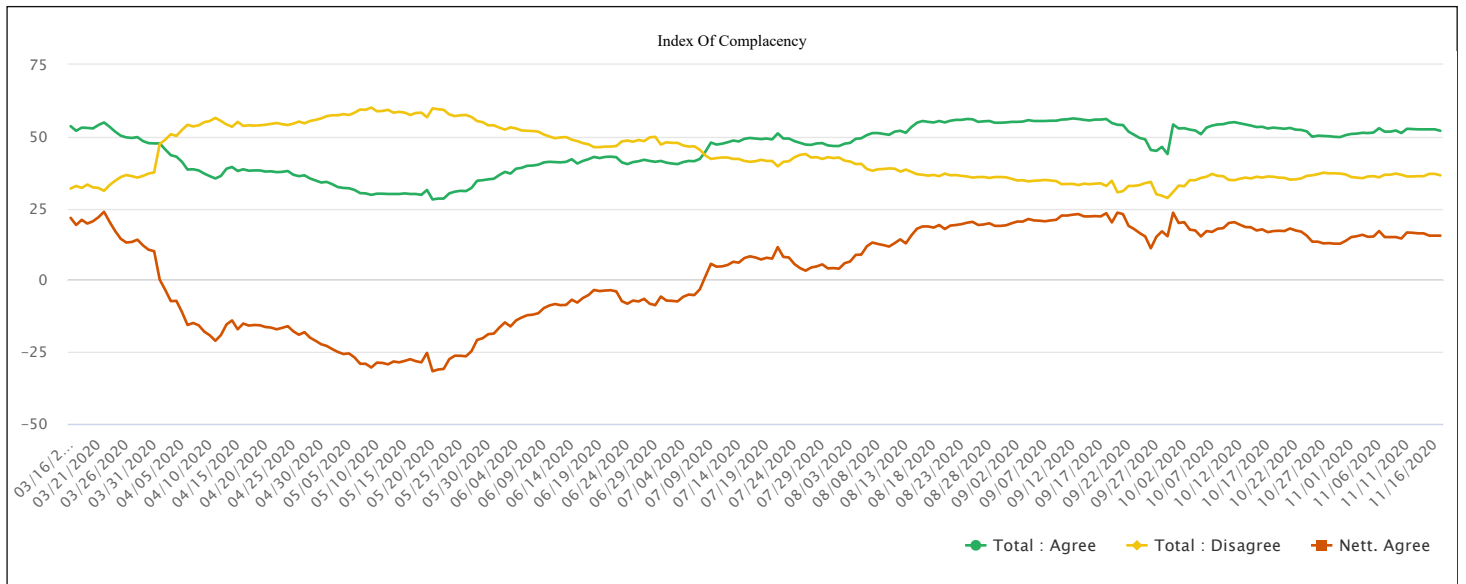
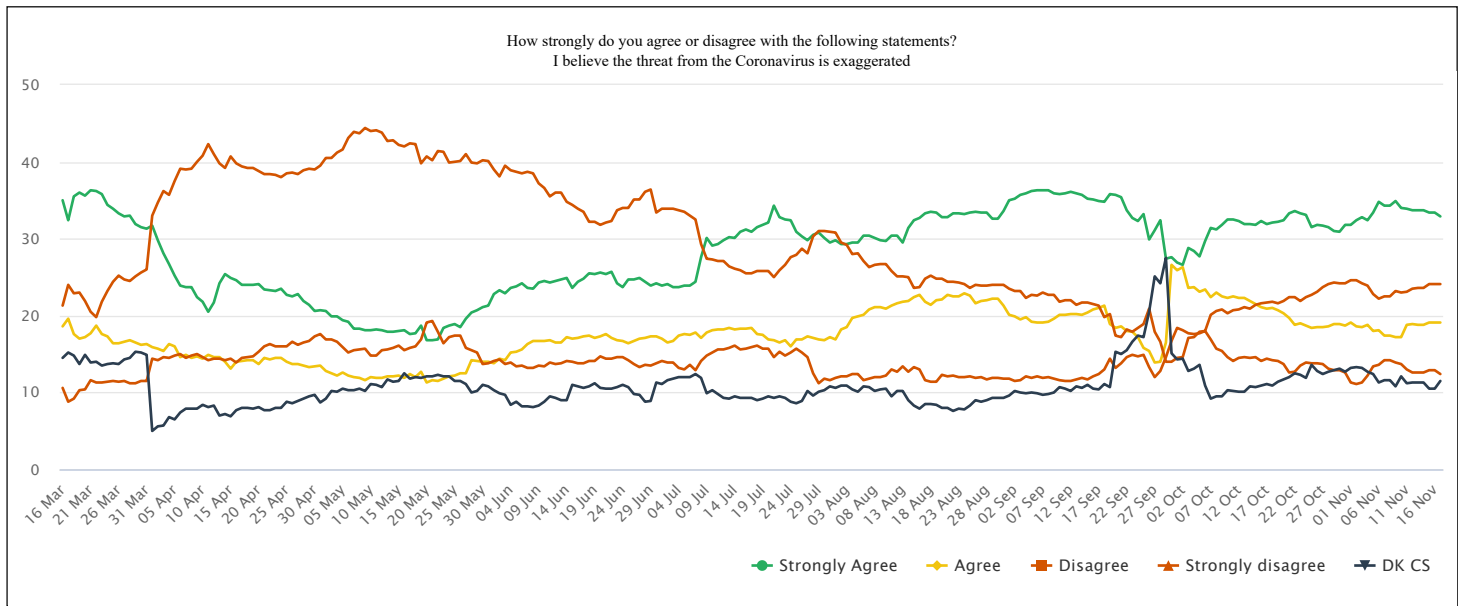
Date	Strongly Agree	Agree	Disagree	Strongly disagree	DK/CS	Total	Total : Agree	Total : Disagree	Nett. Agree
09/21/2020	45.7	24.1	7.6	12.4	10.2	100%	69.8	20.0	49.8
09/20/2020	46.3	24.1	7.6	11.8	10.2	100%	70.4	19.4	51.0
09/19/2020	50.4	26.4	7.5	12.2	3.5	100%	76.8	19.7	57.1
09/18/2020	49.5	25.8	7.3	13.8	3.6	100%	75.3	21.1	54.2
09/17/2020	49.5	25.5	7.7	14.0	3.3	100%	75.0	21.7	53.3
09/16/2020	49.8	24.9	7.6	14.1	3.6	100%	74.7	21.7	53.0
09/15/2020	49.8	25.3	7.1	14.1	3.7	100%	75.1	21.2	53.9
09/14/2020	50.9	24.8	7.2	13.7	3.4	100%	75.7	20.9	54.8
09/13/2020	50.7	25.0	6.9	14.0	3.4	100%	75.7	20.9	54.8
09/12/2020	51.3	24.6	6.8	13.8	3.5	100%	75.9	20.6	55.3
09/11/2020	50.6	25.2	6.5	14.0	3.7	100%	75.8	20.5	55.3
09/10/2020	50.8	25.5	6.4	13.7	3.6	100%	76.3	20.1	56.2
09/09/2020	51.2	25.7	6.4	13.6	3.1	100%	76.9	20.0	56.9
09/08/2020	51.3	25.6	6.6	13.3	3.2	100%	76.9	19.9	57.0
09/07/2020	51.2	25.6	6.5	13.5	3.2	100%	76.8	20.0	56.8
09/06/2020	51.3	25.9	6.4	12.9	3.5	100%	77.2	19.3	57.9
09/05/2020	51.0	26.1	6.6	13.0	3.3	100%	77.1	19.6	57.5
09/04/2020	50.4	26.4	6.9	12.7	3.6	100%	76.8	19.6	57.2
09/03/2020	50.6	26.8	6.8	12.5	3.3	100%	77.4	19.3	58.1
09/02/2020	49.8	27.4	7.1	12.6	3.1	100%	77.2	19.7	57.5
09/01/2020	50.0	27.4	6.8	11.9	3.9	100%	77.4	18.7	58.7
08/31/2020	49.4	28.9	6.3	11.6	3.8	100%	78.3	17.9	60.4
08/30/2020	48.7	29.9	6.4	11.3	3.7	100%	78.6	17.7	60.9
08/29/2020	48.7	30.0	6.3	11.3	3.7	100%	78.7	17.6	61.1
08/28/2020	49.1	29.7	6.2	11.4	3.6	100%	78.8	17.6	61.2
08/27/2020	49.5	29.7	6.4	11.5	2.9	100%	79.2	17.9	61.3
08/26/2020	49.9	29.5	6.6	11.0	3.0	100%	79.4	17.6	61.8
08/25/2020	49.8	29.1	6.6	11.4	3.1	100%	78.9	18.0	60.9
08/24/2020	50.0	29.4	6.6	11.6	2.4	100%	79.4	18.2	61.2
08/23/2020	49.6	29.7	6.5	11.6	2.6	100%	79.3	18.1	61.2
08/22/2020	49.6	29.6	6.7	11.8	2.3	100%	79.2	18.5	60.7
08/21/2020	50.0	28.8	6.5	12.0	2.7	100%	78.8	18.5	60.3
08/20/2020	50.5	28.5	6.3	12.1	2.6	100%	79.0	18.4	60.6
08/19/2020	51.9	28.0	5.8	11.6	2.7	100%	79.9	17.4	62.5
08/18/2020	52.9	27.8	5.1	11.4	2.8	100%	80.7	16.5	64.2
08/17/2020	52.2	28.5	5.4	11.7	2.2	100%	80.7	17.1	63.6
08/16/2020	52.1	27.7	6.2	11.1	2.9	100%	79.8	17.3	62.5
08/15/2020	51.6	27.8	6.7	11.6	2.3	100%	79.4	18.3	61.1
08/14/2020	52.5	27.1	6.8	11.7	1.9	100%	79.6	18.5	61.1
08/13/2020	53.0	24.8	6.7	12.0	3.5	100%	77.8	18.7	59.1
08/12/2020	53.1	24.5	6.6	12.1	3.7	100%	77.6	18.7	58.9
08/11/2020	52.1	23.8	7.3	12.5	4.3	100%	75.9	19.8	56.1
08/10/2020	51.1	24.0	7.3	12.6	5.0	100%	75.1	19.9	55.2
08/09/2020	51.5	24.0	7.4	12.4	4.7	100%	75.5	19.8	55.7
08/08/2020	51.9	23.6	7.4	12.6	4.5	100%	75.5	20.0	55.5
08/07/2020	52.6	23.2	7.2	12.8	4.2	100%	75.8	20.0	55.8
08/06/2020	53.1	23.3	6.9	12.5	4.2	100%	76.4	19.4	57.0
08/05/2020	52.3	23.7	7.3	12.8	3.9	100%	76.0	20.1	55.9
08/04/2020	50.7	23.8	7.0	13.8	4.7	100%	74.5	20.8	53.7
08/03/2020	51.4	22.3	7.1	14.8	4.4	100%	73.7	21.9	51.8
08/02/2020	51.3	22.2	7.3	14.6	4.6	100%	73.5	21.9	51.6
08/01/2020	50.0	21.7	6.9	13.7	7.7	100%	71.7	20.6	51.1
07/31/2020	50.2	21.8	6.9	13.7	7.4	100%	72.0	20.6	51.4
07/30/2020	49.3	22.0	7.1	13.4	8.2	100%	71.3	20.5	50.8
07/29/2020	48.5	22.1	7.1	13.6	8.7	100%	70.6	20.7	49.9
07/28/2020	48.6	23.0	7.6	12.7	8.1	100%	71.6	20.3	51.3
07/27/2020	49.1	25.2	7.7	12.3	5.7	100%	74.3	20.0	54.3
07/26/2020	49.7	24.5	8.0	12.4	5.4	100%	74.2	20.4	53.8
07/25/2020	51.8	23.9	7.6	12.4	4.3	100%	75.7	20.0	55.7

Date	Strongly Agree	Agree	Disagree	Strongly disagree	DK/CS	Total	Total : Agree	Total : Disagree	Nett. Agree
07/24/2020	52.9	23.4	8.6	11.8	3.3	100%	76.3	20.4	55.9
07/23/2020	53.1	23.7	8.2	11.4	3.6	100%	76.8	19.6	57.2
07/22/2020	54.1	23.2	8.0	11.1	3.6	100%	77.3	19.1	58.2
07/21/2020	54.8	22.7	7.7	11.1	3.7	100%	77.5	18.8	58.7
07/20/2020	55.1	22.9	8.2	10.2	3.6	100%	78.0	18.4	59.6
07/19/2020	56.8	22.8	8.3	9.4	2.7	100%	79.6	17.7	61.9
07/18/2020	57.3	22.1	7.9	9.6	3.1	100%	79.4	17.5	61.9
07/17/2020	57.8	22.0	8.1	9.1	3.0	100%	79.8	17.2	62.6
07/16/2020	57.7	21.9	8.1	9.4	2.9	100%	79.6	17.5	62.1
07/15/2020	57.7	22.4	8.0	9.1	2.8	100%	80.1	17.1	63.0
07/14/2020	58.0	22.5	7.8	9.0	2.7	100%	80.5	16.8	63.7
07/13/2020	58.1	22.0	7.8	8.7	3.4	100%	80.1	16.5	63.6
07/12/2020	58.4	22.0	7.9	8.8	2.9	100%	80.4	16.7	63.7
07/11/2020	58.2	21.8	7.9	9.1	3.0	100%	80.0	17.0	63.0
07/10/2020	58.1	21.8	7.5	8.9	3.7	100%	79.9	16.4	63.5
07/09/2020	57.6	21.8	7.4	9.4	3.8	100%	79.4	16.8	62.6
07/08/2020	57.9	21.2	5.4	9.5	6.0	100%	79.1	14.9	64.2
07/07/2020	55.4	21.5	5.4	11.7	6.0	100%	76.9	17.1	59.8
07/06/2020	54.9	21.4	5.4	12.7	5.6	100%	76.3	18.1	58.2
07/05/2020	55.7	21.1	4.8	12.9	5.5	100%	76.8	17.7	59.1
07/04/2020	55.7	21.3	4.7	12.4	5.9	100%	77.0	17.1	59.9
07/03/2020	55.9	21.4	4.8	12.2	5.7	100%	77.3	17.0	60.3
07/02/2020	55.5	21.4	5.1	12.3	5.7	100%	76.9	17.4	59.5
07/01/2020	56.0	21.4	5.0	11.7	5.9	100%	77.4	16.7	60.7
06/30/2020	55.6	21.6	4.8	12.0	6.0	100%	77.2	16.8	60.4
06/29/2020	55.3	24.6	4.9	12.0	3.2	100%	79.9	16.9	63.0
06/28/2020	55.5	24.7	4.6	12.0	3.2	100%	80.2	16.6	63.6
06/27/2020	56.1	25.0	4.8	11.2	2.9	100%	81.1	16.0	65.1
06/26/2020	56.6	25.1	4.9	11.0	2.4	100%	81.7	15.9	65.8
06/25/2020	55.7	25.3	5.4	10.6	3.0	100%	81.0	16.0	65.0
06/24/2020	57.3	23.8	5.6	10.4	2.9	100%	81.1	16.0	65.1
06/23/2020	57.0	24.2	5.5	10.7	2.6	100%	81.2	16.2	65.0
06/22/2020	56.9	24.0	6.0	10.1	3.0	100%	80.9	16.1	64.8
06/21/2020	57.4	24.2	6.4	9.8	2.2	100%	81.6	16.2	65.4
06/20/2020	57.1	24.4	6.4	9.9	2.2	100%	81.5	16.3	65.2
06/19/2020	57.5	24.2	6.0	10.2	2.1	100%	81.7	16.2	65.5
06/18/2020	57.8	23.6	6.1	10.0	2.5	100%	81.4	16.1	65.3
06/17/2020	58.0	23.5	5.8	9.7	3.0	100%	81.5	15.5	66.0
06/16/2020	58.2	23.3	5.9	9.6	3.0	100%	81.5	15.5	66.0
06/15/2020	59.6	22.6	5.0	9.8	3.0	100%	82.2	14.8	67.4
06/14/2020	59.9	23.6	5.0	10.1	1.4	100%	83.5	15.1	68.4
06/13/2020	60.7	22.9	5.1	9.7	1.6	100%	83.6	14.8	68.8
06/12/2020	60.2	22.6	5.4	10.0	1.8	100%	82.8	15.4	67.4
06/11/2020	60.5	22.8	5.2	9.6	1.9	100%	83.3	14.8	68.5
06/10/2020	61.4	22.3	4.9	9.4	2.0	100%	83.7	14.3	69.4
06/09/2020	62.3	22.6	4.6	9.2	1.3	100%	84.9	13.8	71.1
06/08/2020	62.6	22.2	5.0	8.7	1.5	100%	84.8	13.7	71.1
06/07/2020	63.6	21.3	5.1	8.5	1.5	100%	84.9	13.6	71.3
06/06/2020	63.8	21.4	4.7	8.1	2.0	100%	85.2	12.8	72.4
06/05/2020	64.9	21.0	4.7	7.8	1.6	100%	85.9	12.5	73.4
06/04/2020	65.3	20.9	5.0	7.4	1.4	100%	86.2	12.4	73.8
06/03/2020	65.7	19.9	4.7	8.0	1.7	100%	85.6	12.7	72.9
06/02/2020	65.7	20.5	4.6	8.0	1.2	100%	86.2	12.6	73.6
06/01/2020	65.9	20.4	4.7	7.6	1.4	100%	86.3	12.3	74.0
05/31/2020	67.6	19.1	5.0	6.5	1.8	100%	86.7	11.5	75.2
05/30/2020	68.3	18.8	4.9	6.4	1.6	100%	87.1	11.3	75.8
05/29/2020	68.3	19.2	4.8	6.4	1.3	100%	87.5	11.2	76.3
05/28/2020	68.5	19.1	4.4	6.2	1.8	100%	87.6	10.6	77.0
05/27/2020	68.3	18.8	4.5	6.1	2.3	100%	87.1	10.6	76.5

Date	Strongly Agree	Agree	Disagree	Strongly disagree	DK/CS	Total	Total : Agree	Total : Disagree	Nett. Agree
05/26/2020	67.5	19.5	4.7	6.0	2.3	100%	87.0	10.7	76.3
05/25/2020	67.2	19.9	4.9	5.8	2.2	100%	87.1	10.7	76.4
05/24/2020	67.5	19.6	4.4	5.9	2.6	100%	87.1	10.3	76.8
05/23/2020	68.2	18.7	4.5	6.2	2.4	100%	86.9	10.7	76.2
05/22/2020	68.7	18.0	3.5	6.8	3.0	100%	86.7	10.3	76.4
05/21/2020	69.8	17.8	3.5	6.7	2.2	100%	87.6	10.2	77.4
05/20/2020	69.5	18.5	3.1	6.3	2.6	100%	88.0	9.4	78.6
05/19/2020	69.9	19.2	3.8	5.3	1.8	100%	89.1	9.1	80.0
05/18/2020	71.1	18.4	3.4	5.3	1.8	100%	89.5	8.7	80.8
05/17/2020	71.4	18.2	3.4	5.2	1.8	100%	89.6	8.6	81.0
05/16/2020	72.8	17.7	2.7	5.0	1.8	100%	90.5	7.7	82.8
05/15/2020	73.5	17.7	2.8	4.8	1.2	100%	91.2	7.6	83.6
05/14/2020	74.0	17.0	2.7	4.4	1.9	100%	91.0	7.1	83.9
05/13/2020	75.1	16.5	2.7	4.2	1.5	100%	91.6	6.9	84.7
05/12/2020	76.0	16.0	2.5	4.0	1.5	100%	92.0	6.5	85.5
05/11/2020	76.7	15.4	2.3	4.0	1.6	100%	92.1	6.3	85.8
05/10/2020	77.1	15.7	2.0	3.8	1.4	100%	92.8	5.8	87.0
05/09/2020	77.3	15.7	1.9	3.7	1.4	100%	93.0	5.6	87.4
05/08/2020	77.5	15.8	2.0	3.5	1.2	100%	93.3	5.5	87.8
05/07/2020	77.9	15.7	1.8	3.1	1.5	100%	93.6	4.9	88.7
05/06/2020	77.5	16.1	2.2	3.3	0.9	100%	93.6	5.5	88.1
05/05/2020	77.3	16.0	2.0	3.2	1.5	100%	93.3	5.2	88.1
05/04/2020	77.5	16.1	1.7	3.1	1.6	100%	93.6	4.8	88.8
05/03/2020	77.4	16.0	1.9	3.1	1.6	100%	93.4	5.0	88.4
05/02/2020	78.0	15.8	2.0	2.8	1.4	100%	93.8	4.8	89.0
05/01/2020	77.7	16.4	2.1	2.7	1.1	100%	94.1	4.8	89.3
04/30/2020	77.7	16.2	2.1	2.5	1.5	100%	93.9	4.6	89.3
04/29/2020	77.9	16.5	2.0	2.4	1.2	100%	94.4	4.4	90.0
04/28/2020	77.5	16.4	2.2	3.0	0.9	100%	93.9	5.2	88.7
04/27/2020	76.8	16.6	2.3	3.1	1.2	100%	93.4	5.4	88.0
04/26/2020	76.7	16.9	2.2	3.2	1.0	100%	93.6	5.4	88.2
04/25/2020	76.6	16.6	2.2	3.2	1.4	100%	93.2	5.4	87.8
04/24/2020	76.7	16.9	2.4	3.3	0.7	100%	93.6	5.7	87.9
04/23/2020	76.4	16.8	2.3	3.3	1.2	100%	93.2	5.6	87.6
04/22/2020	76.6	17.0	2.2	3.1	1.1	100%	93.6	5.3	88.3
04/21/2020	76.9	16.6	2.2	3.0	1.3	100%	93.5	5.2	88.3
04/20/2020	77.4	16.2	2.0	2.7	1.7	100%	93.6	4.7	88.9
04/19/2020	77.7	16.0	2.1	2.8	1.4	100%	93.7	4.9	88.8
04/18/2020	77.5	16.2	2.3	2.8	1.2	100%	93.7	5.1	88.6
04/17/2020	76.9	16.7	2.4	2.9	1.1	100%	93.6	5.3	88.3
04/16/2020	76.4	16.7	2.3	2.9	1.7	100%	93.1	5.2	87.9
04/15/2020	77.4	16.0	2.2	3.0	1.4	100%	93.4	5.2	88.2
04/14/2020	76.3	16.7	2.5	2.8	1.7	100%	93.0	5.3	87.7
04/13/2020	77.1	16.8	2.8	2.6	0.7	100%	93.9	5.4	88.5
04/12/2020	77.4	16.9	2.7	2.2	0.8	100%	94.3	4.9	89.4
04/11/2020	77.4	16.6	3.0	2.1	0.9	100%	94.0	5.1	88.9
04/10/2020	78.0	15.7	3.0	2.0	1.3	100%	93.7	5.0	88.7
04/09/2020	77.9	16.2	3.1	1.8	1.0	100%	94.1	4.9	89.2
04/08/2020	76.8	16.9	3.4	1.7	1.2	100%	93.7	5.1	88.6
04/07/2020	76.3	17.1	3.6	1.8	1.2	100%	93.4	5.4	88.0
04/06/2020	75.7	17.2	3.6	1.9	1.6	100%	92.9	5.5	87.4
04/05/2020	74.2	18.1	3.6	2.3	1.8	100%	92.3	5.9	86.4
04/04/2020	73.0	17.1	4.1	3.0	2.8	100%	90.1	7.1	83.0
04/03/2020	73.2	17.6	3.4	3.6	2.2	100%	90.8	7.0	83.8
04/02/2020	73.3	16.8	3.2	3.8	2.9	100%	90.1	7.0	83.1
04/01/2020	71.7	18.1	3.3	4.2	2.7	100%	89.8	7.5	82.3
03/31/2020	61.3	18.1	3.3	4.3	13.0	100%	79.4	7.6	71.8
03/30/2020	60.3	18.7	3.3	4.7	13.0	100%	79.0	8.0	71.0
03/29/2020	59.5	19.0	3.5	4.9	13.1	100%	78.5	8.4	70.1

Date	Strongly Agree	Agree	Disagree	Strongly disagree	DK/CS	Total	Total : Agree	Total : Disagree	Nett. Agree
03/28/2020	59.8	18.7	3.5	5.1	12.9	100%	78.5	8.6	69.9
03/27/2020	59.4	18.5	3.7	5.5	12.9	100%	77.9	9.2	68.7
03/26/2020	58.9	18.6	3.7	5.8	13.0	100%	77.5	9.5	68.0
03/25/2020	57.9	18.9	3.8	6.1	13.3	100%	76.8	9.9	66.9
03/24/2020	57.4	19.1	4.0	6.1	13.4	100%	76.5	10.1	66.4
03/23/2020	56.8	19.0	4.0	6.2	14.0	100%	75.8	10.2	65.6
03/22/2020	55.3	19.8	4.5	6.9	13.5	100%	75.1	11.4	63.7
03/21/2020	56.4	19.4	4.4	6.6	13.2	100%	75.8	11.0	64.8
03/20/2020	55.5	22.4	3.0	6.1	13.0	100%	77.9	9.1	68.8
03/19/2020	53.3	24.6	3.9	5.7	12.5	100%	77.9	9.6	68.3
03/18/2020	52.9	25.4	3.6	6.1	12.0	100%	78.3	9.7	68.6
03/17/2020	54.0	23.4	3.6	5.2	13.8	100%	77.4	8.8	68.6
03/16/2020	51.4	24.4	4.0	6.8	13.4	100%	75.8	10.8	65.0

**How strongly do you agree or disagree with the following statements? I believe the threat from the Coronavirus is exaggerated**





**How strongly do you agree or disagree with the following statements? I believe the threat from the Coronavirus is exaggerated**

Date	Strongly Agree	Agree	Disagree	Strongly disagree	DK/CS	Total	Total : Agree	Total : Disagree	Nett. Agree
11/17/2020	32.9	19.1	12.4	24.1	11.5	100%	52.0	36.5	15.5
11/16/2020	33.4	19.1	12.9	24.1	10.5	100%	52.5	37.0	15.5
11/15/2020	33.4	19.1	12.9	24.1	10.5	100%	52.5	37.0	15.5
11/14/2020	33.7	18.8	12.6	23.6	11.3	100%	52.5	36.2	16.3
11/13/2020	33.7	18.8	12.6	23.6	11.3	100%	52.5	36.2	16.3
11/12/2020	33.7	18.9	12.6	23.5	11.3	100%	52.6	36.1	16.5
11/11/2020	33.9	18.8	13.0	23.1	11.2	100%	52.7	36.1	16.6
11/10/2020	34.0	17.2	13.7	23.0	12.1	100%	51.2	36.7	14.5
11/09/2020	34.9	17.2	13.9	23.2	10.8	100%	52.1	37.1	15.0
11/08/2020	34.3	17.4	14.2	22.5	11.6	100%	51.7	36.7	15.0
11/07/2020	34.3	17.4	14.2	22.5	11.6	100%	51.7	36.7	15.0
11/06/2020	34.8	18.1	13.6	22.2	11.3	100%	52.9	35.8	17.1
11/05/2020	33.4	18.0	13.4	22.8	12.4	100%	51.4	36.2	15.2
11/04/2020	32.4	18.8	12.2	23.9	12.7	100%	51.2	36.1	15.1
11/03/2020	32.8	18.5	11.3	24.2	13.2	100%	51.3	35.5	15.8
11/02/2020	32.4	18.6	11.1	24.6	13.3	100%	51.0	35.7	15.3
11/01/2020	31.8	19.1	11.3	24.6	13.2	100%	50.9	35.9	15.0
10/31/2020	31.8	18.7	12.6	24.2	12.7	100%	50.5	36.8	13.7
10/30/2020	30.9	18.9	12.9	24.2	13.1	100%	49.8	37.1	12.7
10/29/2020	31.0	18.9	12.9	24.3	12.9	100%	49.9	37.2	12.7
10/28/2020	31.5	18.6	13.1	24.1	12.7	100%	50.1	37.2	12.9
10/27/2020	31.7	18.5	13.7	23.7	12.4	100%	50.2	37.4	12.8
10/26/2020	31.8	18.5	13.8	23.1	12.8	100%	50.3	36.9	13.4
10/25/2020	31.5	18.4	13.8	22.7	13.6	100%	49.9	36.5	13.4
10/24/2020	33.1	18.7	13.9	22.4	11.9	100%	51.8	36.3	15.5
10/23/2020	33.3	19.0	13.5	21.9	12.3	100%	52.3	35.4	16.9
10/22/2020	33.6	18.8	12.7	22.4	12.5	100%	52.4	35.1	17.3
10/21/2020	33.3	19.7	12.6	22.4	12.0	100%	53.0	35.0	18.0
10/20/2020	32.4	20.3	13.7	21.9	11.7	100%	52.7	35.6	17.1
10/19/2020	32.2	20.7	14.1	21.6	11.4	100%	52.9	35.7	17.2
10/18/2020	32.1	21.0	14.2	21.8	10.9	100%	53.1	36.0	17.1
10/17/2020	31.9	20.9	14.4	21.7	11.1	100%	52.8	36.1	16.7
10/16/2020	32.3	21.1	14.1	21.6	10.9	100%	53.4	35.7	17.7
10/15/2020	31.8	21.5	14.6	21.4	10.7	100%	53.3	36.0	17.3
10/14/2020	31.9	21.9	14.5	20.9	10.8	100%	53.8	35.4	18.4
10/13/2020	31.9	22.3	14.6	21.1	10.1	100%	54.2	35.7	18.5
10/12/2020	32.3	22.3	14.5	20.8	10.1	100%	54.6	35.3	19.3
10/11/2020	32.5	22.5	14.1	20.7	10.2	100%	55.0	34.8	20.2
10/10/2020	32.5	22.3	14.6	20.3	10.3	100%	54.8	34.9	19.9
10/09/2020	31.8	22.5	15.4	20.8	9.5	100%	54.3	36.2	18.1
10/08/2020	31.2	23.0	15.7	20.6	9.5	100%	54.2	36.3	17.9
10/07/2020	31.4	22.4	16.9	20.1	9.2	100%	53.8	37.0	16.8
10/06/2020	29.7	23.4	18.0	18.0	10.9	100%	53.1	36.0	17.1
10/05/2020	27.7	23.1	17.7	17.9	13.6	100%	50.8	35.6	15.2
10/04/2020	28.4	23.7	17.6	17.2	13.1	100%	52.1	34.8	17.3
10/03/2020	28.8	23.6	17.7	17.1	12.8	100%	52.4	34.8	17.6
10/02/2020	26.6	26.3	18.1	14.6	14.4	100%	52.9	32.7	20.2
10/01/2020	26.9	25.9	18.4	14.5	14.3	100%	52.8	32.9	19.9
09/30/2020	27.6	26.6	16.7	14.0	15.1	100%	54.2	30.7	23.5
09/29/2020	27.4	16.5	14.6	14.0	27.5	100%	43.9	28.6	15.3
09/28/2020	32.4	14.0	12.8	16.6	24.2	100%	46.4	29.4	17.0
09/27/2020	31.1	13.9	12.0	17.9	25.1	100%	45.0	29.9	15.1
09/26/2020	29.9	15.4	13.3	20.9	20.5	100%	45.3	34.2	11.1
09/25/2020	33.2	15.8	14.9	18.9	17.2	100%	49.0	33.8	15.2
09/24/2020	32.3	17.2	14.7	18.4	17.4	100%	49.5	33.1	16.4
09/23/2020	32.7	17.9	14.9	17.9	16.6	100%	50.6	32.8	17.8
09/22/2020	33.7	18.0	14.6	18.2	15.5	100%	51.7	32.8	18.9

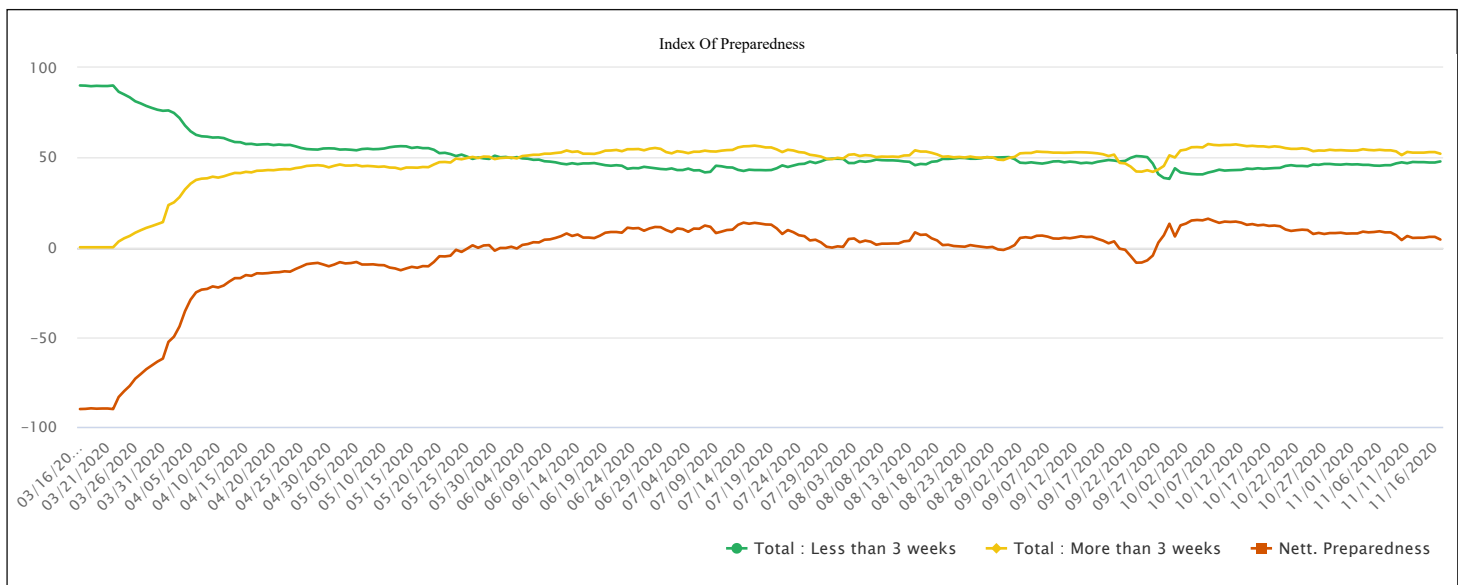
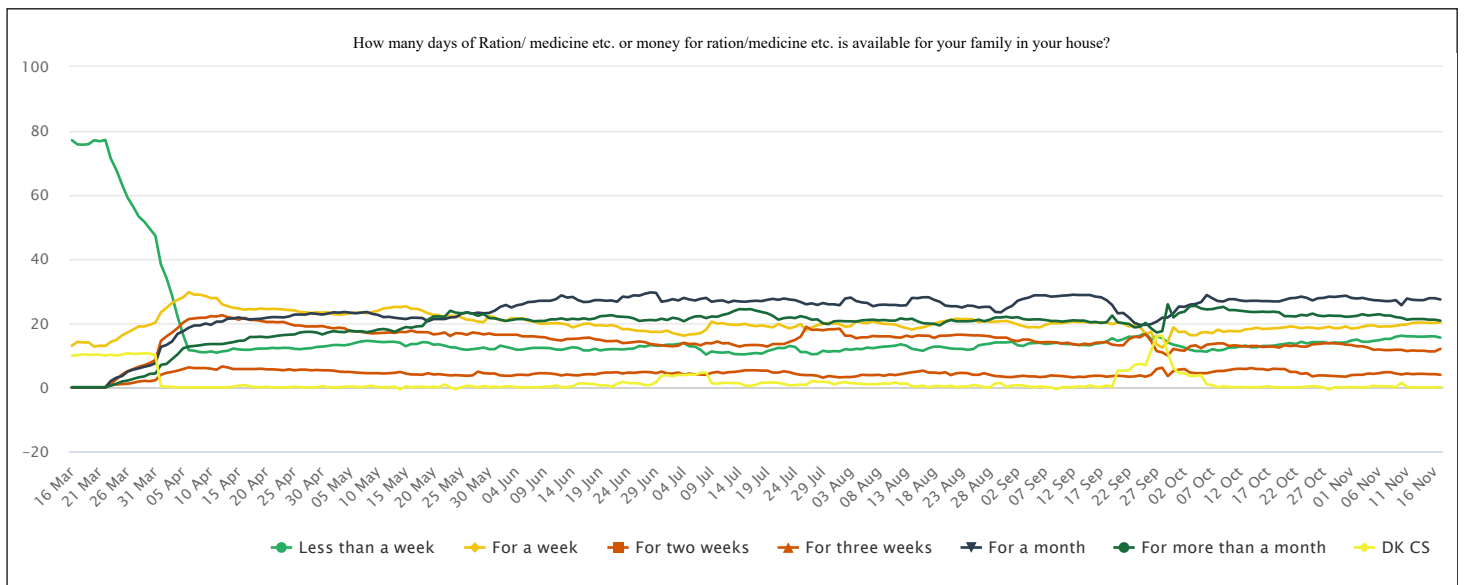
Date	Strongly Agree	Agree	Disagree	Strongly disagree	DK/CS	Total	Total : Agree	Total : Disagree	Nett. Agree
09/21/2020	35.4	18.6	13.8	17.2	15.0	100%	54.0	31.0	23.0
09/20/2020	35.7	18.4	13.2	17.4	15.3	100%	54.1	30.6	23.5
09/19/2020	35.8	18.9	14.4	20.2	10.7	100%	54.7	34.6	20.1
09/18/2020	34.8	21.3	13.0	19.8	11.1	100%	56.1	32.8	23.3
09/17/2020	34.9	21.0	12.4	21.3	10.4	100%	55.9	33.7	22.2
09/16/2020	35.1	20.8	12.1	21.5	10.5	100%	55.9	33.6	22.3
09/15/2020	35.2	20.4	11.7	21.7	11.0	100%	55.6	33.4	22.2
09/14/2020	35.7	20.1	11.9	21.7	10.6	100%	55.8	33.6	22.2
09/13/2020	35.9	20.2	11.7	21.4	10.8	100%	56.1	33.1	23.0
09/12/2020	36.1	20.2	11.5	22.0	10.2	100%	56.3	33.5	22.8
09/11/2020	35.9	20.1	11.5	22.0	10.5	100%	56.0	33.5	22.5
09/10/2020	35.8	20.1	11.6	21.8	10.7	100%	55.9	33.4	22.5
09/09/2020	35.9	19.6	11.8	22.7	10.0	100%	55.5	34.5	21.0
09/08/2020	36.3	19.2	12.0	22.7	9.8	100%	55.5	34.7	20.8
09/07/2020	36.3	19.1	11.9	23.0	9.7	100%	55.4	34.9	20.5
09/06/2020	36.3	19.1	12.1	22.6	9.9	100%	55.4	34.7	20.7
09/05/2020	36.2	19.2	11.9	22.7	10.0	100%	55.4	34.6	20.8
09/04/2020	35.9	19.8	12.1	22.3	9.9	100%	55.7	34.4	21.3
09/03/2020	35.7	19.5	11.6	23.2	10.0	100%	55.2	34.8	20.4
09/02/2020	35.2	19.9	11.5	23.2	10.2	100%	55.1	34.7	20.4
09/01/2020	35.0	20.1	11.8	23.5	9.6	100%	55.1	35.3	19.8
08/31/2020	33.6	21.3	11.8	24.0	9.3	100%	54.9	35.8	19.1
08/30/2020	32.6	22.2	11.9	24.0	9.3	100%	54.8	35.9	18.9
08/29/2020	32.6	22.2	11.9	24.0	9.3	100%	54.8	35.9	18.9
08/28/2020	33.4	22.0	11.7	23.9	9.0	100%	55.4	35.6	19.8
08/27/2020	33.4	21.9	12.0	23.9	8.8	100%	55.3	35.9	19.4
08/26/2020	33.5	21.6	11.9	24.0	9.0	100%	55.1	35.9	19.2
08/25/2020	33.4	22.6	12.1	23.6	8.3	100%	56.0	35.7	20.3
08/24/2020	33.2	22.9	12.0	24.1	7.8	100%	56.1	36.1	20.0
08/23/2020	33.3	22.5	12.0	24.3	7.9	100%	55.8	36.3	19.5
08/22/2020	33.3	22.5	12.2	24.4	7.6	100%	55.8	36.6	19.2
08/21/2020	32.8	22.7	12.1	24.4	8.0	100%	55.5	36.5	19.0
08/20/2020	32.8	22.1	12.3	24.8	8.0	100%	54.9	37.1	17.8
08/19/2020	33.4	22.0	11.4	24.8	8.4	100%	55.4	36.2	19.2
08/18/2020	33.5	21.4	11.4	25.2	8.5	100%	54.9	36.6	18.3
08/17/2020	33.3	21.8	11.6	24.8	8.5	100%	55.1	36.4	18.7
08/16/2020	32.7	22.7	13.0	23.7	7.9	100%	55.4	36.7	18.7
08/15/2020	32.4	22.4	13.3	23.6	8.3	100%	54.8	36.9	17.9
08/14/2020	31.4	21.9	12.7	25.0	9.0	100%	53.3	37.7	15.6
08/13/2020	29.5	21.8	13.4	25.1	10.2	100%	51.3	38.5	12.8
08/12/2020	30.4	21.6	12.7	25.1	10.2	100%	52.0	37.8	14.2
08/11/2020	30.4	21.3	13.0	25.8	9.5	100%	51.7	38.8	12.9
08/10/2020	29.7	20.9	12.2	26.7	10.5	100%	50.6	38.9	11.7
08/09/2020	29.8	21.1	12.0	26.7	10.4	100%	50.9	38.7	12.2
08/08/2020	30.1	21.1	12.0	26.6	10.2	100%	51.2	38.6	12.6
08/07/2020	30.4	20.8	11.8	26.3	10.7	100%	51.2	38.1	13.1
08/06/2020	30.4	20.1	11.6	27.1	10.8	100%	50.5	38.7	11.8
08/05/2020	29.5	19.9	12.4	28.1	10.1	100%	49.4	40.5	8.9
08/04/2020	29.5	19.7	12.4	28.0	10.4	100%	49.2	40.4	8.8
08/03/2020	29.3	18.5	12.1	29.2	10.9	100%	47.8	41.3	6.5
08/02/2020	29.3	18.2	12.1	29.5	10.9	100%	47.5	41.6	5.9
08/01/2020	29.8	16.9	11.9	30.8	10.6	100%	46.7	42.7	4.0
07/31/2020	29.5	17.2	11.6	30.9	10.8	100%	46.7	42.5	4.2
07/30/2020	30.1	16.8	11.8	31.0	10.3	100%	46.9	42.8	4.1
07/29/2020	30.8	16.9	11.2	31.0	10.1	100%	47.7	42.2	5.5
07/28/2020	30.5	17.1	12.5	30.3	9.6	100%	47.6	42.8	4.8
07/27/2020	29.8	17.3	14.6	28.1	10.2	100%	47.1	42.7	4.4
07/26/2020	30.3	16.9	15.2	28.7	8.9	100%	47.2	43.9	3.3
07/25/2020	30.9	16.9	15.7	27.9	8.6	100%	47.8	43.6	4.2

Date	Strongly Agree	Agree	Disagree	Strongly disagree	DK/CS	Total	Total : Agree	Total : Disagree	Nett. Agree
07/24/2020	32.4	16.0	15.2	27.6	8.8	100%	48.4	42.8	5.6
07/23/2020	32.5	16.8	14.8	26.6	9.3	100%	49.3	41.4	7.9
07/22/2020	32.8	16.5	15.3	25.9	9.5	100%	49.3	41.2	8.1
07/21/2020	34.3	16.8	14.6	25.0	9.3	100%	51.1	39.6	11.5
07/20/2020	32.1	16.9	15.7	25.8	9.5	100%	49.0	41.5	7.5
07/19/2020	31.8	17.5	15.7	25.8	9.2	100%	49.3	41.5	7.8
07/18/2020	31.5	17.6	16.1	25.8	9.0	100%	49.1	41.9	7.2
07/17/2020	30.9	18.4	15.9	25.5	9.3	100%	49.3	41.4	7.9
07/16/2020	31.2	18.3	15.7	25.5	9.3	100%	49.5	41.2	8.3
07/15/2020	30.9	18.3	15.6	25.9	9.3	100%	49.2	41.5	7.7
07/14/2020	30.1	18.2	16.1	26.1	9.5	100%	48.3	42.2	6.1
07/13/2020	30.2	18.4	15.8	26.4	9.2	100%	48.6	42.2	6.4
07/12/2020	29.8	18.2	15.6	27.1	9.3	100%	48.0	42.7	5.3
07/11/2020	29.3	18.2	15.6	27.1	9.8	100%	47.5	42.7	4.8
07/10/2020	29.1	18.1	15.2	27.3	10.3	100%	47.2	42.5	4.7
07/09/2020	30.1	17.8	14.8	27.4	9.9	100%	47.9	42.2	5.7
07/08/2020	27.6	17.1	14.1	29.3	11.9	100%	44.7	43.4	1.3
07/07/2020	24.4	17.8	12.9	32.5	12.4	100%	42.2	45.4	-3.2
07/06/2020	23.9	17.5	13.6	33.0	12.0	100%	41.4	46.6	-5.2
07/05/2020	23.9	17.6	13.0	33.5	12.0	100%	41.5	46.5	-5.0
07/04/2020	23.7	17.4	13.2	33.7	12.0	100%	41.1	46.9	-5.8
07/03/2020	23.7	16.7	13.9	33.9	11.8	100%	40.4	47.8	-7.4
07/02/2020	24.1	16.5	13.9	33.9	11.6	100%	40.6	47.8	-7.2
07/01/2020	23.9	17.0	14.1	33.9	11.1	100%	40.9	48.0	-7.1
06/30/2020	24.2	17.3	13.8	33.4	11.3	100%	41.5	47.2	-5.7
06/29/2020	23.9	17.3	13.5	36.4	8.9	100%	41.2	49.9	-8.7
06/28/2020	24.4	17.1	13.6	36.1	8.8	100%	41.5	49.7	-8.2
06/27/2020	24.9	17.0	13.3	35.1	9.7	100%	41.9	48.4	-6.5
06/26/2020	24.7	16.7	13.7	35.1	9.8	100%	41.4	48.8	-7.4
06/25/2020	24.7	16.4	14.2	34.0	10.7	100%	41.1	48.2	-7.1
06/24/2020	23.7	16.7	14.6	34.0	11.0	100%	40.4	48.6	-8.2
06/23/2020	24.2	16.8	14.6	33.7	10.7	100%	41.0	48.3	-7.3
06/22/2020	25.7	17.1	14.4	32.3	10.5	100%	42.8	46.7	-3.9
06/21/2020	25.4	17.6	14.4	32.1	10.5	100%	43.0	46.5	-3.5
06/20/2020	25.6	17.3	14.7	31.8	10.6	100%	42.9	46.5	-3.6
06/19/2020	25.4	17.1	14.1	32.2	11.2	100%	42.5	46.3	-3.8
06/18/2020	25.5	17.4	14.1	32.2	10.8	100%	42.9	46.3	-3.4
06/17/2020	24.8	17.3	13.8	33.5	10.6	100%	42.1	47.3	-5.2
06/16/2020	24.4	17.1	13.8	33.9	10.8	100%	41.5	47.7	-6.2
06/15/2020	23.6	17.0	14.0	34.4	11.0	100%	40.6	48.4	-7.8
06/14/2020	24.9	17.2	14.1	34.8	9.0	100%	42.1	48.9	-6.8
06/13/2020	24.7	16.5	13.8	36.0	9.0	100%	41.2	49.8	-8.6
06/12/2020	24.5	16.5	13.7	36.0	9.3	100%	41.0	49.7	-8.7
06/11/2020	24.3	16.8	13.9	35.5	9.5	100%	41.1	49.4	-8.3
06/10/2020	24.5	16.7	13.4	36.6	8.8	100%	41.2	50.0	-8.8
06/09/2020	24.3	16.7	13.5	37.2	8.3	100%	41.0	50.7	-9.7
06/08/2020	23.5	16.7	13.2	38.5	8.1	100%	40.2	51.7	-11.5
06/07/2020	23.6	16.3	13.2	38.7	8.2	100%	39.9	51.9	-12.0
06/06/2020	24.2	15.6	13.5	38.5	8.2	100%	39.8	52.0	-12.2
06/05/2020	23.8	15.3	13.4	38.7	8.8	100%	39.1	52.1	-13.0
06/04/2020	23.6	15.2	13.9	38.9	8.4	100%	38.8	52.8	-14.0
06/03/2020	22.9	14.2	13.7	39.5	9.7	100%	37.1	53.2	-16.1
06/02/2020	23.3	14.4	14.3	38.1	9.9	100%	37.7	52.4	-14.7
06/01/2020	22.8	13.8	14.1	39.0	10.3	100%	36.6	53.1	-16.5
05/31/2020	21.3	14.0	13.8	40.1	10.8	100%	35.3	53.9	-18.6
05/30/2020	21.1	14.0	13.7	40.2	11.0	100%	35.1	53.9	-18.8
05/29/2020	20.7	14.1	15.2	39.8	10.2	100%	34.8	55.0	-20.2
05/28/2020	20.4	14.2	15.5	39.9	10.0	100%	34.6	55.4	-20.8
05/27/2020	19.6	12.5	15.8	41.0	11.1	100%	32.1	56.8	-24.7

Date	Strongly Agree	Agree	Disagree	Strongly disagree	DK/CS	Total	Total : Agree	Total : Disagree	Nett. Agree
05/26/2020	18.5	12.5	17.4	40.1	11.5	100%	31.0	57.5	-26.5
05/25/2020	18.9	12.2	17.4	40.0	11.5	100%	31.1	57.4	-26.3
05/24/2020	18.7	12.1	17.2	39.9	12.1	100%	30.8	57.1	-26.3
05/23/2020	18.4	11.8	16.4	41.3	12.1	100%	30.2	57.7	-27.5
05/22/2020	16.9	11.5	17.9	41.4	12.3	100%	28.4	59.3	-30.9
05/21/2020	16.8	11.6	19.3	40.2	12.1	100%	28.4	59.5	-31.1
05/20/2020	16.8	11.3	19.1	40.7	12.1	100%	28.1	59.8	-31.7
05/19/2020	18.7	12.7	16.9	39.8	11.9	100%	31.4	56.7	-25.3
05/18/2020	17.7	12.0	16.0	42.3	12.0	100%	29.7	58.3	-28.6
05/17/2020	17.6	12.4	15.8	42.4	11.8	100%	30.0	58.2	-28.2
05/16/2020	18.1	11.9	15.5	42.0	12.5	100%	30.0	57.5	-27.5
05/15/2020	18.0	12.2	16.1	42.2	11.5	100%	30.2	58.3	-28.1
05/14/2020	17.9	12.1	15.8	42.8	11.4	100%	30.0	58.6	-28.6
05/13/2020	17.9	12.1	15.6	42.7	11.7	100%	30.0	58.3	-28.3
05/12/2020	18.1	11.9	15.5	43.8	10.7	100%	30.0	59.3	-29.3
05/11/2020	18.2	11.9	14.8	44.1	11.0	100%	30.1	58.9	-28.8
05/10/2020	18.1	12.0	14.8	44.0	11.1	100%	30.1	58.8	-28.7
05/09/2020	18.1	11.6	15.7	44.4	10.2	100%	29.7	60.1	-30.4
05/08/2020	18.3	11.9	15.6	43.7	10.5	100%	30.2	59.3	-29.1
05/07/2020	18.3	12.0	15.5	43.9	10.3	100%	30.3	59.4	-29.1
05/06/2020	19.2	12.2	15.2	43.1	10.3	100%	31.4	58.3	-26.9
05/05/2020	19.4	12.6	15.9	41.6	10.5	100%	32.0	57.5	-25.5
05/04/2020	19.9	12.2	16.6	41.2	10.1	100%	32.1	57.8	-25.7
05/03/2020	19.9	12.5	16.9	40.5	10.2	100%	32.4	57.4	-25.0
05/02/2020	20.6	12.8	16.9	40.5	9.2	100%	33.4	57.4	-24.0
05/01/2020	20.7	13.5	17.6	39.5	8.7	100%	34.2	57.1	-22.9
04/30/2020	20.6	13.4	17.3	39.0	9.7	100%	34.0	56.3	-22.3
04/29/2020	21.4	13.3	16.7	39.1	9.5	100%	34.7	55.8	-21.1
04/28/2020	21.9	13.5	16.5	38.9	9.2	100%	35.4	55.4	-20.0
04/27/2020	22.8	13.7	16.2	38.4	8.9	100%	36.5	54.6	-18.1
04/26/2020	22.5	13.7	16.6	38.6	8.6	100%	36.2	55.2	-19.0
04/25/2020	22.7	14.0	16.0	38.5	8.8	100%	36.7	54.5	-17.8
04/24/2020	23.5	14.5	16.0	38.0	8.0	100%	38.0	54.0	-16.0
04/23/2020	23.2	14.5	16.0	38.3	8.0	100%	37.7	54.3	-16.6
04/22/2020	23.3	14.3	16.3	38.4	7.7	100%	37.6	54.7	-17.1
04/21/2020	23.4	14.5	16.0	38.4	7.7	100%	37.9	54.4	-16.5
04/20/2020	24.1	13.7	15.3	38.8	8.1	100%	37.8	54.1	-16.3
04/19/2020	24.0	14.2	14.7	39.2	7.9	100%	38.2	53.9	-15.7
04/18/2020	24.0	14.2	14.6	39.2	8.0	100%	38.2	53.8	-15.6
04/17/2020	24.0	14.1	14.5	39.4	8.0	100%	38.1	53.9	-15.8
04/16/2020	24.6	14.0	13.9	39.8	7.7	100%	38.6	53.7	-15.1
04/15/2020	24.9	13.1	14.4	40.7	6.9	100%	38.0	55.1	-17.1
04/14/2020	25.4	14.0	14.2	39.2	7.2	100%	39.4	53.4	-14.0
04/13/2020	24.2	14.6	14.4	39.8	7.0	100%	38.8	54.2	-15.4
04/12/2020	21.7	14.6	14.4	41.0	8.3	100%	36.3	55.4	-19.1
04/11/2020	20.5	14.9	14.2	42.3	8.1	100%	35.4	56.5	-21.1
04/10/2020	21.8	14.4	14.6	40.8	8.4	100%	36.2	55.4	-19.2
04/09/2020	22.4	14.7	15.0	40.0	7.9	100%	37.1	55.0	-17.9
04/08/2020	23.7	14.5	14.8	39.1	7.9	100%	38.2	53.9	-15.7
04/07/2020	23.7	14.9	14.5	39.0	7.9	100%	38.6	53.5	-14.9
04/06/2020	23.9	14.6	15.0	39.1	7.4	100%	38.5	54.1	-15.6
04/05/2020	25.2	16.0	14.8	37.5	6.5	100%	41.2	52.3	-11.1
04/04/2020	26.7	16.3	14.5	35.7	6.8	100%	43.0	50.2	-7.2
04/03/2020	28.1	15.4	14.6	36.2	5.7	100%	43.5	50.8	-7.3
04/02/2020	29.8	15.7	14.2	34.7	5.6	100%	45.5	48.9	-3.4
04/01/2020	31.7	15.9	14.4	33.0	5.0	100%	47.6	47.4	0.2
03/31/2020	31.3	16.3	11.5	26.0	14.9	100%	47.6	37.5	10.1
03/30/2020	31.5	16.2	11.5	25.6	15.2	100%	47.7	37.1	10.6
03/29/2020	31.9	16.5	11.2	25.1	15.3	100%	48.4	36.3	12.1

Date	Strongly Agree	Agree	Disagree	Strongly disagree	DK/CS	Total	Total : Agree	Total : Disagree	Nett. Agree
03/28/2020	33.0	16.8	11.2	24.5	14.5	100%	49.8	35.7	14.1
03/27/2020	32.9	16.6	11.5	24.7	14.3	100%	49.5	36.2	13.3
03/26/2020	33.3	16.4	11.4	25.2	13.7	100%	49.7	36.6	13.1
03/25/2020	33.9	16.4	11.5	24.4	13.8	100%	50.3	35.9	14.4
03/24/2020	34.4	17.3	11.4	23.2	13.7	100%	51.7	34.6	17.1
03/23/2020	35.8	17.6	11.3	21.8	13.5	100%	53.4	33.1	20.3
03/22/2020	36.2	18.7	11.3	19.8	14.0	100%	54.9	31.1	23.8
03/21/2020	36.3	17.7	11.6	20.5	13.9	100%	54.0	32.1	21.9
03/20/2020	35.6	17.2	10.4	21.9	14.9	100%	52.8	32.3	20.5
03/19/2020	36.0	17.0	10.3	23.0	13.7	100%	53.0	33.3	19.7
03/18/2020	35.5	17.6	9.2	22.9	14.8	100%	53.1	32.1	21.0
03/17/2020	32.4	19.6	8.8	24.0	15.2	100%	52.0	32.8	19.2
03/16/2020	35.0	18.6	10.6	21.3	14.5	100%	53.6	31.9	21.7

### How many days of Ration/ medicine etc. or money for ration/medicine etc. is available for your family in your house?



**How many days of Ration/ medicine etc. or money for ration/medicine etc. is available for your family in your house?**

Date	Less than a week	For a week	For two weeks	For three weeks	For a month	For more than a month	Don't know/Can't say	Total	Total : Less than 3 weeks	Total : More than 3 weeks	Nett. Preparedness
11/17/2020	15.5	20.3	12.0	3.9	27.4	20.8	0.1	100%	47.8	52.1	4.3
11/16/2020	15.9	20.1	11.2	4.1	27.8	21.1	0.0	100%	47.2	53.0	5.8
11/15/2020	15.9	20.1	11.2	4.1	27.8	21.1	0.0	100%	47.2	53.0	5.8
11/14/2020	15.8	20.2	11.4	4.2	27.2	21.3	0.0	100%	47.4	52.7	5.3
11/13/2020	15.8	20.2	11.4	4.2	27.2	21.3	0.0	100%	47.4	52.7	5.3
11/12/2020	15.9	20.1	11.5	4.1	27.3	21.3	0.0	100%	47.5	52.7	5.2
11/11/2020	15.9	19.6	11.3	4.3	27.7	21.1	0.1	100%	46.8	53.1	6.3
11/10/2020	16.1	19.5	11.7	4.0	25.6	21.7	1.4	100%	47.3	51.3	4.0
11/09/2020	15.8	19.2	11.7	4.3	27.2	21.9	0.0	100%	46.7	53.4	6.7
11/08/2020	15.1	19.0	11.6	4.7	26.9	22.4	0.3	100%	45.7	54.0	8.3
11/07/2020	15.1	19.0	11.6	4.7	26.9	22.4	0.3	100%	45.7	54.0	8.3
11/06/2020	14.7	18.9	11.8	4.4	27.1	22.8	0.3	100%	45.4	54.3	8.9
11/05/2020	14.5	19.3	11.7	4.2	27.2	22.6	0.5	100%	45.5	54.0	8.5
11/04/2020	14.2	19.3	12.4	4.3	27.5	22.4	0.0	100%	45.9	54.2	8.3
11/03/2020	14.2	18.9	12.8	3.9	27.9	22.8	0.0	100%	45.9	54.6	8.7
11/02/2020	14.9	18.5	12.8	3.9	27.7	22.3	0.0	100%	46.2	53.9	7.7
11/01/2020	14.6	18.3	13.2	3.8	27.9	22.1	0.1	100%	46.1	53.8	7.7
10/31/2020	14.0	19.0	13.3	3.3	28.6	22.0	0.0	100%	46.3	53.9	7.6
10/30/2020	13.9	18.5	13.6	3.4	28.4	22.3	0.0	100%	46.0	54.1	8.1
10/29/2020	14.0	18.4	13.7	3.5	28.2	22.3	0.0	100%	46.1	54.0	7.9
10/28/2020	13.7	18.9	13.8	3.6	28.3	22.4	-0.7	100%	46.4	54.3	7.9
10/27/2020	14.1	18.6	13.7	3.7	27.9	22.2	0.0	100%	46.4	53.8	7.4
10/26/2020	14.1	18.3	13.5	3.7	27.8	22.4	0.2	100%	45.9	53.9	8.0
10/25/2020	14.1	18.6	13.4	3.4	27.1	23.0	0.4	100%	46.1	53.5	7.4
10/24/2020	13.7	18.7	12.7	4.4	27.9	22.4	0.2	100%	45.1	54.7	9.6
10/23/2020	14.2	18.4	12.7	4.2	28.3	22.6	0.0	100%	45.3	55.1	9.8
10/22/2020	13.5	18.8	13.0	4.8	27.9	22.1	0.0	100%	45.3	54.8	9.5
10/21/2020	13.8	19.0	12.9	4.8	27.8	22.2	0.0	100%	45.7	54.8	9.1
10/20/2020	13.5	18.7	13.1	5.7	27.3	22.2	0.0	100%	45.3	55.2	9.9
10/19/2020	13.3	18.5	12.4	5.7	26.8	23.4	0.0	100%	44.2	55.9	11.7
10/18/2020	13.0	18.4	12.7	5.8	26.8	23.6	0.0	100%	44.1	56.2	12.1
10/17/2020	12.9	18.3	12.7	5.4	26.9	23.5	0.3	100%	43.9	55.8	11.9
10/16/2020	12.9	18.2	12.6	5.7	26.9	23.6	0.1	100%	43.7	56.2	12.5
10/15/2020	12.5	18.6	12.9	5.7	27.0	23.5	0.0	100%	44.0	56.2	12.2
10/14/2020	12.5	18.2	12.9	6.0	27.0	23.5	0.0	100%	43.6	56.5	12.9
10/13/2020	13.0	18.1	12.7	5.7	26.9	23.7	0.0	100%	43.8	56.3	12.5
10/12/2020	12.7	17.5	12.9	5.8	27.1	23.9	0.1	100%	43.1	56.8	13.7
10/11/2020	12.4	17.5	13.1	5.7	27.5	24.1	0.0	100%	43.0	57.3	14.3
10/10/2020	12.4	17.6	12.9	5.4	27.5	24.1	0.1	100%	42.9	57.0	14.1
10/09/2020	11.7	17.3	13.7	5.1	26.8	25.1	0.3	100%	42.7	57.0	14.3
10/08/2020	11.5	18.0	13.7	5.1	26.9	24.8	0.0	100%	43.2	56.8	13.6
10/07/2020	11.9	16.9	13.5	4.8	27.8	24.4	0.7	100%	42.3	57.0	14.7
10/06/2020	11.1	17.2	13.3	4.4	28.8	24.3	0.9	100%	41.6	57.5	15.9
10/05/2020	11.3	17.1	12.2	4.4	26.6	24.6	3.8	100%	40.6	55.6	15.0
10/04/2020	11.3	16.2	13.1	4.4	26.0	25.4	3.6	100%	40.6	55.8	15.2
10/03/2020	11.7	16.3	12.8	4.6	25.8	25.3	3.5	100%	40.8	55.7	14.9
10/02/2020	12.4	17.4	11.4	5.7	25.1	23.6	4.4	100%	41.2	54.4	13.2
10/01/2020	12.9	17.2	11.6	5.5	25.2	23.2	4.4	100%	41.7	53.9	12.2
09/30/2020	13.3	18.7	12.0	5.1	23.1	21.8	6.0	100%	44.0	50.0	6.0
09/29/2020	14.0	14.2	9.9	3.5	21.8	25.9	10.7	100%	38.1	51.2	13.1
09/28/2020	15.3	12.4	10.9	6.1	21.7	17.5	16.1	100%	38.6	45.3	6.7
09/27/2020	16.0	13.4	11.3	5.7	20.5	17.1	16.0	100%	40.7	43.3	2.6
09/26/2020	14.9	17.3	14.4	3.9	19.7	18.4	11.4	100%	46.6	42.0	-4.6
09/25/2020	17.0	16.6	16.6	3.3	19.5	20.1	6.9	100%	50.2	42.9	-7.3
09/24/2020	16.1	18.9	15.6	3.7	19.5	18.9	7.3	100%	50.6	42.1	-8.5
09/23/2020	15.7	19.3	15.8	3.4	20.1	18.7	7.0	100%	50.8	42.2	-8.6
09/22/2020	15.8	19.0	15.0	3.3	21.8	19.8	5.3	100%	49.8	44.9	-4.9

Date	Less than a week	For a week	For two weeks	For three weeks	For a month	For more than a month	Don't know/Can't say	Total	Total : Less than 3 weeks	Total : More than 3 weeks	Nett. Preparedness
09/21/2020	15.0	20.0	13.1	3.5	23.2	20.0	5.2	100%	48.1	46.7	-1.4
09/20/2020	14.5	20.2	13.1	3.6	23.1	20.3	5.2	100%	47.8	47.0	-0.8
09/19/2020	15.3	19.7	13.3	3.5	25.7	22.4	0.1	100%	48.3	51.6	3.3
09/18/2020	14.3	20.2	14.1	3.3	27.2	20.3	0.6	100%	48.6	50.8	2.2
09/17/2020	13.8	20.3	14.0	3.6	28.1	20.1	0.1	100%	48.1	51.8	3.7
09/16/2020	13.6	20.1	13.9	3.6	28.3	20.4	0.1	100%	47.6	52.3	4.7
09/15/2020	13.1	20.3	13.4	3.5	28.8	20.3	0.6	100%	46.8	52.6	5.8
09/14/2020	13.2	20.3	13.6	3.2	28.8	20.8	0.1	100%	47.1	52.8	5.7
09/13/2020	13.2	20.4	13.2	3.3	28.8	20.8	0.3	100%	46.8	52.9	6.1
09/12/2020	13.5	20.5	13.4	3.1	28.9	20.9	0.0	100%	47.4	52.9	5.5
09/11/2020	13.5	20.3	13.9	3.3	28.7	20.7	0.0	100%	47.7	52.7	5.0
09/10/2020	13.6	20.0	13.7	3.5	28.6	20.5	0.1	100%	47.3	52.6	5.3
09/09/2020	13.9	20.0	14.0	3.6	28.4	20.7	-0.6	100%	47.9	52.7	4.8
09/08/2020	13.7	20.0	14.1	3.7	28.3	20.7	0.0	100%	47.8	52.7	4.9
09/07/2020	13.5	19.5	14.1	3.3	28.7	21.0	0.0	100%	47.1	53.0	5.9
09/06/2020	13.9	18.7	14.0	3.2	28.7	21.2	0.3	100%	46.6	53.1	6.5
09/05/2020	13.8	18.8	14.3	3.4	28.7	21.2	0.0	100%	46.9	53.3	6.4
09/04/2020	13.7	18.7	14.9	3.4	28.0	21.1	0.2	100%	47.3	52.5	5.2
09/03/2020	12.9	19.1	14.9	3.6	27.6	21.3	0.6	100%	46.9	52.5	5.6
09/02/2020	13.1	19.6	14.4	3.4	27.0	21.9	0.6	100%	47.1	52.3	5.2
09/01/2020	14.2	20.2	14.7	3.2	25.4	21.7	0.6	100%	49.1	50.3	1.2
08/31/2020	14.0	20.7	15.5	3.2	24.6	22.0	0.0	100%	50.2	49.8	-0.4
08/30/2020	14.0	20.6	15.5	3.4	23.4	21.8	1.3	100%	50.1	48.6	-1.5
08/29/2020	14.0	20.5	15.5	3.5	23.5	21.8	1.2	100%	50.0	48.8	-1.2
08/28/2020	13.6	20.4	15.9	3.9	25.1	21.1	0.0	100%	49.9	50.1	0.2
08/27/2020	13.4	20.7	16.1	4.4	25.1	20.6	0.0	100%	50.2	50.1	-0.1
08/26/2020	13.1	20.3	16.2	3.9	24.9	21.1	0.5	100%	49.6	49.9	0.3
08/25/2020	11.9	21.2	16.2	3.9	25.4	20.7	0.7	100%	49.3	50.0	0.7
08/24/2020	11.7	21.3	16.3	4.4	25.5	20.6	0.2	100%	49.3	50.5	1.2
08/23/2020	12.0	21.3	16.4	4.5	24.9	20.6	0.3	100%	49.7	50.0	0.3
08/22/2020	12.0	21.4	16.4	4.4	25.3	20.6	0.0	100%	49.8	50.3	0.5
08/21/2020	12.1	21.1	16.2	3.8	25.3	21.0	0.5	100%	49.4	50.1	0.7
08/20/2020	12.4	20.7	16.1	4.7	25.5	20.4	0.2	100%	49.2	50.6	1.4
08/19/2020	12.7	20.4	16.1	4.4	26.7	19.3	0.4	100%	49.2	50.4	1.2
08/18/2020	12.7	19.8	15.4	4.6	27.3	19.8	0.4	100%	47.9	51.7	3.8
08/17/2020	12.2	19.3	16.1	4.6	28.1	19.9	0.0	100%	47.6	52.6	5.0
08/16/2020	11.4	18.7	16.1	5.2	28.1	20.0	0.5	100%	46.2	53.3	7.1
08/15/2020	11.7	18.5	16.2	4.9	27.8	20.6	0.3	100%	46.4	53.3	6.9
08/14/2020	12.0	18.0	15.7	4.7	27.9	21.4	0.3	100%	45.7	54.0	8.3
08/13/2020	13.0	18.5	16.1	4.4	25.6	21.2	1.2	100%	47.6	51.2	3.6
08/12/2020	13.4	18.9	15.5	4.1	25.5	21.5	1.1	100%	47.8	51.1	3.3
08/11/2020	13.0	19.6	15.6	3.8	25.7	20.8	1.5	100%	48.2	50.3	2.1
08/10/2020	12.8	19.7	15.9	4.0	25.7	20.8	1.1	100%	48.4	50.5	2.1
08/09/2020	12.7	19.8	15.9	3.6	25.8	21.0	1.2	100%	48.4	50.4	2.0
08/08/2020	12.5	20.1	15.9	3.9	25.7	20.9	1.0	100%	48.5	50.5	2.0
08/07/2020	12.2	20.6	16.0	3.8	25.3	21.1	1.0	100%	48.8	50.2	1.4
08/06/2020	12.4	20.0	15.6	3.8	26.3	21.0	0.9	100%	48.0	51.1	3.1
08/05/2020	11.9	20.1	15.6	3.9	26.5	20.9	1.1	100%	47.6	51.3	3.7
08/04/2020	12.0	20.7	15.3	3.4	26.9	20.5	1.2	100%	48.0	50.8	2.8
08/03/2020	11.7	19.1	16.1	3.2	28.0	20.6	1.3	100%	46.9	51.8	4.9
08/02/2020	11.9	18.9	16.1	3.2	27.7	20.6	1.6	100%	46.9	51.5	4.6
08/01/2020	11.2	19.7	18.3	3.1	25.6	20.7	1.4	100%	49.2	49.4	0.2
07/31/2020	11.3	19.9	18.1	3.3	25.9	20.6	0.9	100%	49.3	49.8	0.5
07/30/2020	11.1	20.1	18.1	3.5	25.9	19.7	1.6	100%	49.3	49.1	-0.2
07/29/2020	11.4	19.8	17.8	3.0	26.3	20.0	1.7	100%	49.0	49.3	0.3
07/28/2020	10.4	19.4	18.0	3.6	25.7	21.2	1.7	100%	47.8	50.5	2.7
07/27/2020	10.3	18.7	17.9	3.8	26.2	21.1	2.0	100%	46.9	51.1	4.2
07/26/2020	11.0	17.8	18.9	3.8	25.9	21.8	0.8	100%	47.7	51.5	3.8
07/25/2020	11.0	19.7	15.8	3.9	26.6	22.2	0.8	100%	46.5	52.7	6.2

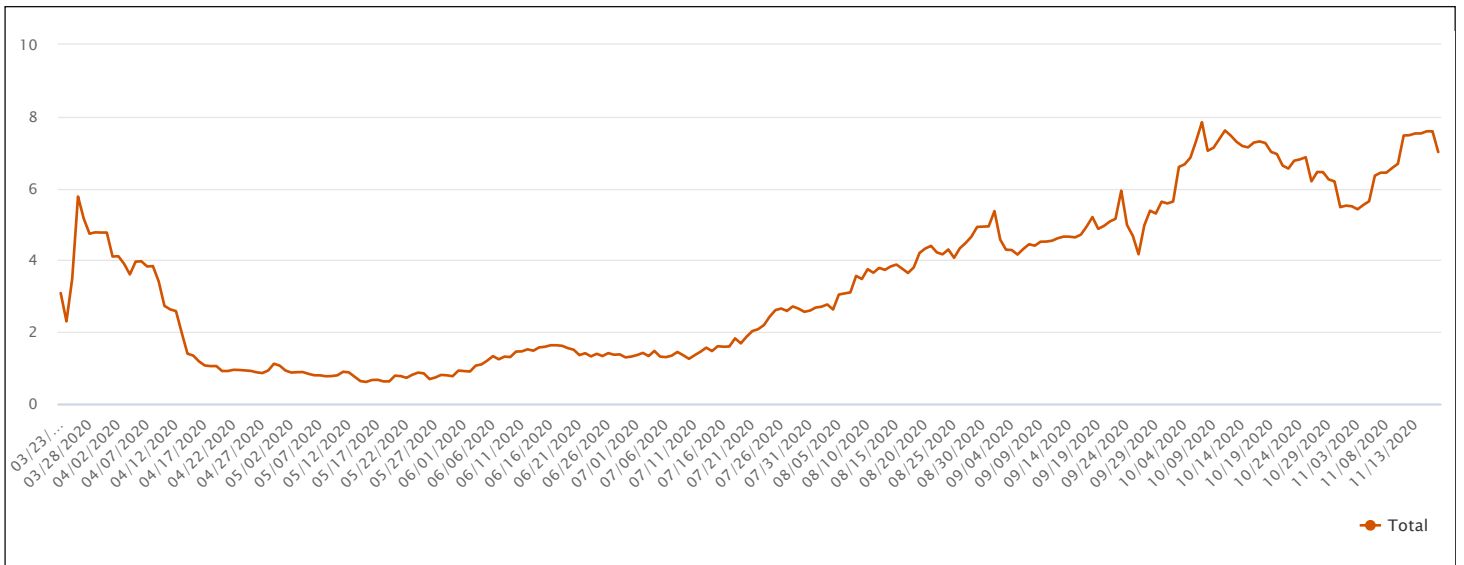
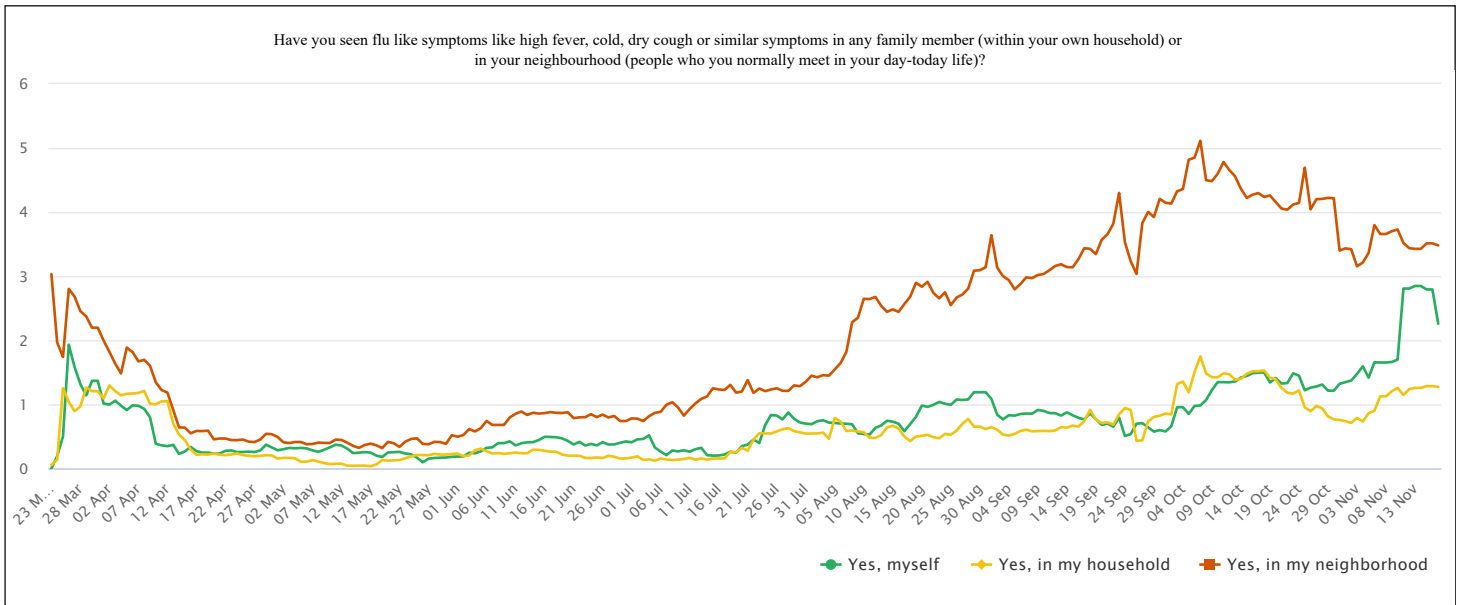


Date	Less than a week	For a week	For two weeks	For three weeks	For a month	For more than a month	Don't know/Can't say	Total	Total : Less than 3 weeks	Total : More than 3 weeks	Nett. Preparedness
07/24/2020	12.6	18.9	14.8	4.2	27.2	21.6	0.7	100%	46.3	53.0	6.7
07/23/2020	12.9	18.4	14.2	4.7	27.4	21.8	0.6	100%	45.5	53.9	8.4
07/22/2020	12.2	19.0	13.5	5.0	27.7	21.6	1.0	100%	44.7	54.3	9.6
07/21/2020	12.3	19.8	13.5	4.6	27.3	21.1	1.4	100%	45.6	53.0	7.4
07/20/2020	11.8	18.7	13.5	4.6	27.6	22.3	1.5	100%	44.0	54.5	10.5
07/19/2020	11.3	19.0	12.7	5.2	27.3	23.1	1.4	100%	43.0	55.6	12.6
07/18/2020	10.5	19.3	13.1	5.2	26.9	23.5	1.5	100%	42.9	55.6	12.7
07/17/2020	10.7	19.1	13.2	5.3	27.0	23.9	0.8	100%	43.0	56.2	13.2
07/16/2020	10.5	19.3	13.2	5.3	26.9	24.4	0.4	100%	43.0	56.6	13.6
07/15/2020	10.3	19.8	13.1	5.3	26.7	24.3	0.5	100%	43.2	56.3	13.1
07/14/2020	10.3	19.5	12.7	5.0	26.8	24.4	1.3	100%	42.5	56.2	13.7
07/13/2020	10.4	19.5	13.2	4.8	27.0	23.8	1.3	100%	43.1	55.6	12.5
07/12/2020	11.0	19.6	13.8	4.7	26.5	23.0	1.4	100%	44.4	54.2	9.8
07/11/2020	10.8	20.0	13.7	4.4	27.1	22.6	1.4	100%	44.5	54.1	9.6
07/10/2020	10.9	19.9	14.3	4.8	27.0	22.0	1.1	100%	45.1	53.8	8.7
07/09/2020	11.2	20.5	13.7	4.5	26.7	22.1	1.3	100%	45.4	53.3	7.9
07/08/2020	10.2	18.0	13.8	3.9	27.9	21.6	4.6	100%	42.0	53.4	11.4
07/07/2020	11.7	16.9	13.1	4.0	27.6	22.2	4.5	100%	41.7	53.8	12.1
07/06/2020	12.7	16.6	13.6	4.0	27.1	22.1	3.9	100%	42.9	53.2	10.3
07/05/2020	12.8	16.5	13.5	4.3	27.4	21.5	4.0	100%	42.8	53.2	10.4
07/04/2020	13.8	16.1	13.9	3.9	27.9	20.6	3.8	100%	43.8	52.4	8.6
07/03/2020	13.5	16.5	13.0	4.6	27.1	21.4	3.9	100%	43.0	53.1	10.1
07/02/2020	13.3	16.9	12.8	4.3	27.5	21.7	3.5	100%	43.0	53.5	10.5
07/01/2020	13.3	17.7	12.9	4.3	27.0	21.0	3.8	100%	43.9	52.3	8.4
06/30/2020	13.0	17.3	13.1	4.9	26.7	21.4	3.6	100%	43.4	53.0	9.6
06/29/2020	13.0	17.3	13.3	4.4	29.5	20.9	1.6	100%	43.6	54.8	11.2
06/28/2020	13.2	17.3	13.5	4.7	29.6	21.0	0.7	100%	44.0	55.3	11.3
06/27/2020	12.7	17.6	14.1	4.8	29.2	20.9	0.7	100%	44.4	54.9	10.5
06/26/2020	12.9	17.6	14.3	4.7	28.6	20.7	1.2	100%	44.8	54.0	9.2
06/25/2020	12.1	17.8	14.1	4.5	28.7	21.5	1.3	100%	44.0	54.7	10.7
06/24/2020	12.0	18.2	13.9	4.6	28.1	21.9	1.3	100%	44.1	54.6	10.5
06/23/2020	11.8	18.1	13.8	4.3	28.3	22.0	1.7	100%	43.7	54.6	10.9
06/22/2020	11.9	19.0	14.5	4.7	26.7	22.1	1.1	100%	45.4	53.5	8.1
06/21/2020	11.9	19.4	14.4	4.6	27.1	22.5	0.1	100%	45.7	54.2	8.5
06/20/2020	11.8	19.2	14.4	4.6	27.0	22.3	0.7	100%	45.4	53.9	8.5
06/19/2020	11.5	19.4	14.8	4.4	27.2	22.2	0.5	100%	45.7	53.8	8.1
06/18/2020	12.0	19.3	15.0	4.0	27.2	21.5	1.0	100%	46.3	52.7	6.4
06/17/2020	11.5	19.9	15.5	4.1	26.7	21.2	1.1	100%	46.9	52.0	5.1
06/16/2020	11.5	19.8	15.4	4.0	26.6	21.5	1.2	100%	46.7	52.1	5.4
06/15/2020	12.3	19.2	15.2	3.7	27.2	21.2	1.2	100%	46.7	52.1	5.4
06/14/2020	12.5	18.7	15.1	3.8	28.2	21.4	0.3	100%	46.3	53.4	7.1
06/13/2020	12.1	19.6	15.1	4.0	28.0	21.1	0.1	100%	46.8	53.1	6.3
06/12/2020	11.7	19.9	14.6	3.7	28.7	21.5	0.0	100%	46.2	53.9	7.7
06/11/2020	11.8	20.0	14.8	4.1	27.5	21.2	0.6	100%	46.6	52.8	6.2
06/10/2020	12.2	20.0	15.1	4.3	27.0	21.2	0.2	100%	47.3	52.5	5.2
06/09/2020	12.3	19.8	15.6	4.4	27.0	20.7	0.2	100%	47.7	52.1	4.4
06/08/2020	12.3	19.9	15.7	4.4	27.0	20.7	0.0	100%	47.9	52.1	4.2
06/07/2020	12.3	20.6	15.9	4.2	26.7	20.6	0.0	100%	48.8	51.5	2.7
06/06/2020	12.1	20.7	15.9	3.8	26.6	21.1	0.0	100%	48.7	51.5	2.8
06/05/2020	11.8	21.6	15.9	3.9	25.9	21.3	0.0	100%	49.3	51.1	1.8
06/04/2020	11.7	21.4	16.4	3.9	25.6	21.3	0.0	100%	49.5	50.8	1.3
06/03/2020	12.2	21.6	16.4	3.6	24.9	21.0	0.3	100%	50.2	49.5	-0.7
06/02/2020	12.6	20.7	16.4	3.6	25.7	20.7	0.3	100%	49.7	50.0	0.3
06/01/2020	13.0	20.9	16.4	3.7	25.1	21.1	0.0	100%	50.3	49.9	-0.4
05/31/2020	11.9	21.8	16.4	4.3	23.9	21.5	0.2	100%	50.1	49.7	-0.4
05/30/2020	11.9	22.3	16.8	4.3	23.2	21.6	0.0	100%	51.0	49.1	-1.9
05/29/2020	12.4	20.3	16.5	4.4	23.1	22.9	0.4	100%	49.2	50.4	1.2
05/28/2020	12.1	20.5	16.9	4.9	23.3	22.3	0.0	100%	49.5	50.5	1.0
05/27/2020	11.9	21.0	17.1	3.7	23.0	23.0	0.3	100%	50.0	49.7	-0.3

Date	Less than a week	For a week	For two weeks	For three weeks	For a month	For more than a month	Don't know/Can't say	Total	Total : Less than 3 weeks	Total : More than 3 weeks	Nett. Preparedness
05/26/2020	11.7	21.1	16.4	3.6	23.4	23.3	0.5	100%	49.2	50.3	1.1
05/25/2020	11.9	21.8	16.8	3.7	22.9	23.1	0.0	100%	50.5	49.7	-0.8
05/24/2020	12.4	22.3	16.9	3.8	21.9	23.3	-0.6	100%	51.6	49.0	-2.6
05/23/2020	12.5	22.3	16.0	3.7	21.8	23.9	0.0	100%	50.8	49.4	-1.4
05/22/2020	13.0	21.8	17.1	3.9	21.3	22.0	0.9	100%	51.9	47.2	-4.7
05/21/2020	13.4	22.5	16.7	4.1	21.3	22.1	0.0	100%	52.6	47.5	-5.1
05/20/2020	13.3	22.6	16.5	4.0	21.3	22.1	0.2	100%	52.4	47.4	-5.0
05/19/2020	14.0	23.1	17.2	4.4	20.6	21.1	0.0	100%	54.3	46.1	-8.2
05/18/2020	14.1	23.9	17.2	3.9	21.6	19.1	0.2	100%	55.2	44.6	-10.6
05/17/2020	13.5	24.5	17.2	4.0	21.7	19.0	0.1	100%	55.2	44.7	-10.5
05/16/2020	13.5	24.5	17.7	4.0	21.7	18.6	0.0	100%	55.7	44.3	-11.4
05/15/2020	12.8	25.3	17.2	4.3	21.3	18.8	0.3	100%	55.3	44.4	-10.9
05/14/2020	13.9	25.0	17.3	4.8	21.5	18.1	-0.6	100%	56.2	44.4	-11.8
05/13/2020	14.2	25.1	17.0	4.5	21.7	17.3	0.2	100%	56.3	43.5	-12.8
05/12/2020	14.2	24.8	17.1	4.4	22.0	17.9	0.0	100%	56.1	44.3	-11.8
05/11/2020	14.1	24.6	17.0	4.3	21.9	18.2	0.0	100%	55.7	44.4	-11.3
05/10/2020	14.2	23.9	16.9	4.4	22.6	18.0	0.0	100%	55.0	45.0	-10.0
05/09/2020	14.4	23.5	16.8	4.4	22.9	17.5	0.5	100%	54.7	44.8	-9.9
05/08/2020	14.5	23.1	17.0	4.4	23.5	17.2	0.3	100%	54.6	45.1	-9.5
05/07/2020	14.3	23.3	17.3	4.5	23.3	17.5	0.0	100%	54.9	45.3	-9.6
05/06/2020	13.9	23.3	17.5	4.6	23.1	17.4	0.2	100%	54.7	45.1	-9.6
05/05/2020	13.4	23.1	17.5	4.8	23.3	17.7	0.2	100%	54.0	45.8	-8.2
05/04/2020	13.1	22.8	18.4	4.8	23.5	17.2	0.2	100%	54.3	45.5	-8.8
05/03/2020	13.2	22.7	18.6	4.9	23.3	17.3	0.0	100%	54.5	45.5	-9.0
05/02/2020	13.2	22.8	18.4	5.2	23.4	17.5	0.0	100%	54.4	46.1	-8.3
05/01/2020	12.9	23.4	18.7	5.3	23.0	17.1	0.0	100%	55.0	45.4	-9.6
04/30/2020	12.7	23.3	19.1	5.3	22.7	16.5	0.4	100%	55.1	44.5	-10.6
04/29/2020	12.6	23.4	19.0	5.4	22.9	17.1	0.0	100%	55.0	45.4	-9.6
04/28/2020	12.2	23.2	19.0	5.3	23.1	17.3	0.0	100%	54.4	45.7	-8.7
04/27/2020	12.1	23.4	19.0	5.5	22.7	17.3	0.0	100%	54.5	45.5	-9.0
04/26/2020	11.9	23.5	19.3	5.5	22.7	17.1	0.0	100%	54.7	45.3	-9.4
04/25/2020	12.0	24.0	19.3	5.3	22.7	16.5	0.2	100%	55.3	44.5	-10.8
04/24/2020	12.3	24.1	19.8	5.6	22.1	16.4	0.0	100%	56.2	44.1	-12.1
04/23/2020	12.3	24.3	20.4	5.3	21.8	16.3	0.0	100%	57.0	43.4	-13.6
04/22/2020	12.2	24.4	20.3	5.5	21.9	16.1	0.0	100%	56.9	43.5	-13.4
04/21/2020	12.3	24.5	20.4	5.6	21.9	15.8	0.0	100%	57.2	43.3	-13.9
04/20/2020	12.1	24.4	20.4	5.6	21.7	15.6	0.2	100%	56.9	42.9	-14.0
04/19/2020	12.1	24.6	20.7	5.8	21.4	15.8	0.0	100%	57.4	43.0	-14.4
04/18/2020	12.0	24.3	21.0	5.7	21.3	15.7	0.0	100%	57.3	42.7	-14.6
04/17/2020	11.7	24.4	21.0	5.7	21.2	15.7	0.3	100%	57.1	42.6	-14.5
04/16/2020	11.7	24.2	21.7	5.7	21.4	14.6	0.7	100%	57.6	41.7	-15.9
04/15/2020	11.8	24.6	21.1	5.7	21.8	14.5	0.5	100%	57.5	42.0	-15.5
04/14/2020	12.1	24.8	21.6	5.7	21.5	14.1	0.2	100%	58.5	41.3	-17.2
04/13/2020	11.4	25.3	21.9	6.2	21.4	13.8	0.0	100%	58.6	41.4	-17.2
04/12/2020	11.2	25.9	22.5	6.5	20.5	13.5	0.0	100%	59.6	40.5	-19.1
04/11/2020	10.8	27.9	22.1	5.5	20.5	13.5	0.0	100%	60.8	39.5	-21.3
04/10/2020	11.2	27.8	22.2	5.8	19.5	13.5	0.0	100%	61.2	38.8	-22.4
04/09/2020	10.9	28.5	21.7	6.0	19.9	13.4	0.0	100%	61.1	39.3	-21.8
04/08/2020	11.0	28.9	21.7	6.0	19.3	13.1	0.0	100%	61.6	38.4	-23.2
04/07/2020	11.4	28.9	21.5	6.0	19.3	12.9	0.0	100%	61.8	38.2	-23.6
04/06/2020	11.6	29.7	21.3	6.2	18.6	12.7	0.0	100%	62.6	37.5	-25.1
04/05/2020	16.3	28.1	20.2	5.7	17.5	12.2	0.0	100%	64.6	35.4	-29.2
04/04/2020	22.0	27.3	18.5	5.2	16.7	10.3	0.0	100%	67.8	32.2	-35.6
04/03/2020	28.6	26.3	17.1	4.8	14.3	8.8	0.1	100%	72.0	27.9	-44.1
04/02/2020	34.1	24.8	15.9	4.5	13.2	7.3	0.2	100%	74.8	25.0	-49.8
04/01/2020	38.3	23.4	14.5	3.9	12.6	7.0	0.3	100%	76.2	23.5	-52.7
03/31/2020	47.3	20.2	8.5	2.2	7.5	4.3	10.0	100%	76.0	14.0	-62.0
03/30/2020	49.5	19.5	7.6	1.9	6.8	4.2	10.5	100%	76.6	12.9	-63.7
03/29/2020	51.7	19.0	6.9	2.0	6.4	3.4	10.6	100%	77.6	11.8	-65.8

Date	Less than a week	For a week	For two weeks	For three weeks	For a month	For more than a month	Don't know/Can't say	Total	Total : Less than 3 weeks	Total : More than 3 weeks	Nett. Preparedness
03/28/2020	53.3	19.0	6.4	1.8	5.9	3.1	10.5	100%	78.7	10.8	-67.9
03/27/2020	56.4	18.0	5.7	1.4	5.5	2.6	10.4	100%	80.1	9.5	-70.6
03/26/2020	59.2	17.1	5.0	1.1	4.9	2.1	10.6	100%	81.3	8.1	-73.2
03/25/2020	63.3	16.2	4.0	1.0	3.5	1.8	10.2	100%	83.5	6.3	-77.2
03/24/2020	67.8	14.8	2.5	0.9	3.0	1.1	9.9	100%	85.1	5.0	-80.1
03/23/2020	71.3	14.2	1.1	0.7	2.0	0.5	10.2	100%	86.6	3.2	-83.4
03/22/2020	77.2	12.9	0.0	0.0	0.0	0.0	9.9	100%	90.1	0.0	-90.1
03/21/2020	76.8	13.0	0.0	0.0	0.0	0.0	10.2	100%	89.8	0.0	-89.8
03/20/2020	77.1	12.7	0.0	0.0	0.0	0.0	10.2	100%	89.8	0.0	-89.8
03/19/2020	75.9	14.0	0.0	0.0	0.0	0.0	10.1	100%	89.9	0.0	-89.9
03/18/2020	75.7	14.0	0.0	0.0	0.0	0.0	10.3	100%	89.7	0.0	-89.7
03/17/2020	75.8	14.2	0.0	0.0	0.0	0.0	10.0	100%	90.0	0.0	-90.0
03/16/2020	77.1	13.0	0.0	0.0	0.0	0.0	9.9	100%	90.1	0.0	-90.1

**Have you seen flu like symptoms like high fever, cold, dry cough or similar symptoms in any family member (within your own household) or in your neighbourhood (people who you normally meet in your day-today life)?**



**Have you seen flu like symptoms like high fever, cold, dry cough or similar symptoms in any family member (within your own household) or in your neighbourhood (people who you normally meet in your day-today life)?**

Date	Yes, myself	Yes, in my household	Yes, in my neighborhood	Total
11/17/2020	2.258	1.272	3.480	7.010
11/16/2020	2.793	1.284	3.512	7.589
11/15/2020	2.793	1.284	3.512	7.589
11/14/2020	2.847	1.256	3.426	7.529
11/13/2020	2.847	1.256	3.426	7.529
11/12/2020	2.807	1.237	3.437	7.481
11/11/2020	2.807	1.146	3.518	7.471
11/10/2020	1.699	1.257	3.728	6.684
11/09/2020	1.661	1.204	3.702	6.567
11/08/2020	1.653	1.126	3.658	6.437
11/07/2020	1.653	1.126	3.658	6.437
11/06/2020	1.656	0.900	3.797	6.353
11/05/2020	1.416	0.862	3.362	5.640
11/04/2020	1.594	0.732	3.212	5.538
11/03/2020	1.474	0.788	3.155	5.417
11/02/2020	1.371	0.709	3.421	5.501
11/01/2020	1.346	0.739	3.434	5.519
10/31/2020	1.321	0.756	3.400	5.477
10/30/2020	1.212	0.766	4.216	6.194
10/29/2020	1.214	0.812	4.222	6.248
10/28/2020	1.309	0.937	4.206	6.452
10/27/2020	1.279	0.975	4.202	6.456
10/26/2020	1.260	0.893	4.043	6.196
10/25/2020	1.219	0.953	4.694	6.866
10/24/2020	1.447	1.217	4.143	6.807
10/23/2020	1.484	1.168	4.118	6.770
10/22/2020	1.333	1.180	4.038	6.551
10/21/2020	1.324	1.256	4.054	6.634
10/20/2020	1.410	1.390	4.156	6.956
10/19/2020	1.340	1.415	4.260	7.015
10/18/2020	1.499	1.527	4.236	7.262
10/17/2020	1.494	1.517	4.297	7.308
10/16/2020	1.487	1.516	4.272	7.275
10/15/2020	1.443	1.476	4.222	7.141
10/14/2020	1.419	1.399	4.362	7.180
10/13/2020	1.357	1.383	4.557	7.297
10/12/2020	1.344	1.469	4.656	7.469
10/11/2020	1.346	1.484	4.783	7.613
10/10/2020	1.347	1.423	4.599	7.369
10/09/2020	1.224	1.423	4.483	7.130
10/08/2020	1.069	1.480	4.497	7.046
10/07/2020	0.982	1.748	5.113	7.843
10/06/2020	0.975	1.503	4.849	7.327
10/05/2020	0.850	1.188	4.818	6.856
10/04/2020	0.956	1.355	4.359	6.670
10/03/2020	0.955	1.316	4.325	6.596
10/02/2020	0.658	0.842	4.133	5.633
10/01/2020	0.577	0.857	4.146	5.580
09/30/2020	0.598	0.823	4.207	5.628
09/29/2020	0.574	0.803	3.922	5.299
09/28/2020	0.641	0.734	4.004	5.379
09/27/2020	0.707	0.436	3.827	4.970
09/26/2020	0.698	0.431	3.035	4.164
09/25/2020	0.535	0.913	3.233	4.681
09/24/2020	0.506	0.943	3.531	4.980
09/23/2020	0.792	0.844	4.299	5.935

Date	Yes, myself	Yes, in my household	Yes, in my neighborhood	Total
09/22/2020	0.652	0.682	3.818	5.152
09/21/2020	0.700	0.720	3.655	5.075
09/20/2020	0.680	0.707	3.567	4.954
09/19/2020	0.768	0.761	3.344	4.873
09/18/2020	0.860	0.914	3.427	5.201
09/17/2020	0.764	0.739	3.436	4.939
09/16/2020	0.791	0.654	3.267	4.712
09/15/2020	0.829	0.668	3.138	4.635
09/14/2020	0.875	0.637	3.143	4.655
09/13/2020	0.825	0.645	3.186	4.656
09/12/2020	0.861	0.592	3.159	4.612
09/11/2020	0.865	0.583	3.094	4.542
09/10/2020	0.898	0.586	3.034	4.518
09/09/2020	0.913	0.583	3.018	4.514
09/08/2020	0.854	0.580	2.970	4.404
09/07/2020	0.857	0.605	2.982	4.444
09/06/2020	0.849	0.585	2.878	4.312
09/05/2020	0.824	0.538	2.794	4.156
09/04/2020	0.831	0.513	2.939	4.283
09/03/2020	0.765	0.527	3.000	4.292
09/02/2020	0.838	0.603	3.133	4.574
09/01/2020	1.084	0.644	3.640	5.368
08/31/2020	1.190	0.614	3.138	4.942
08/30/2020	1.188	0.653	3.093	4.934
08/29/2020	1.190	0.651	3.086	4.927
08/28/2020	1.077	0.771	2.806	4.654
08/27/2020	1.068	0.696	2.714	4.478
08/26/2020	1.076	0.589	2.667	4.332
08/25/2020	0.991	0.526	2.548	4.065
08/24/2020	1.010	0.539	2.749	4.298
08/23/2020	1.038	0.470	2.654	4.162
08/22/2020	0.991	0.488	2.739	4.218
08/21/2020	0.961	0.525	2.913	4.399
08/20/2020	0.980	0.510	2.835	4.325
08/19/2020	0.806	0.497	2.898	4.201
08/18/2020	0.691	0.428	2.680	3.799
08/17/2020	0.581	0.497	2.566	3.644
08/16/2020	0.698	0.622	2.443	3.763
08/15/2020	0.730	0.666	2.482	3.878
08/14/2020	0.744	0.639	2.443	3.826
08/13/2020	0.670	0.521	2.538	3.729
08/12/2020	0.634	0.475	2.677	3.786
08/11/2020	0.528	0.480	2.643	3.651
08/10/2020	0.537	0.566	2.646	3.749
08/09/2020	0.549	0.576	2.351	3.476
08/08/2020	0.689	0.591	2.282	3.562
08/07/2020	0.697	0.585	1.820	3.102
08/06/2020	0.700	0.731	1.643	3.074
08/05/2020	0.710	0.788	1.545	3.043
08/04/2020	0.715	0.463	1.448	2.626
08/03/2020	0.752	0.559	1.456	2.767
08/02/2020	0.737	0.546	1.422	2.705
08/01/2020	0.691	0.544	1.447	2.682
07/31/2020	0.699	0.544	1.353	2.596
07/30/2020	0.717	0.563	1.283	2.563
07/29/2020	0.774	0.582	1.296	2.652
07/28/2020	0.873	0.629	1.210	2.712
07/27/2020	0.765	0.610	1.212	2.587
07/26/2020	0.825	0.578	1.251	2.654

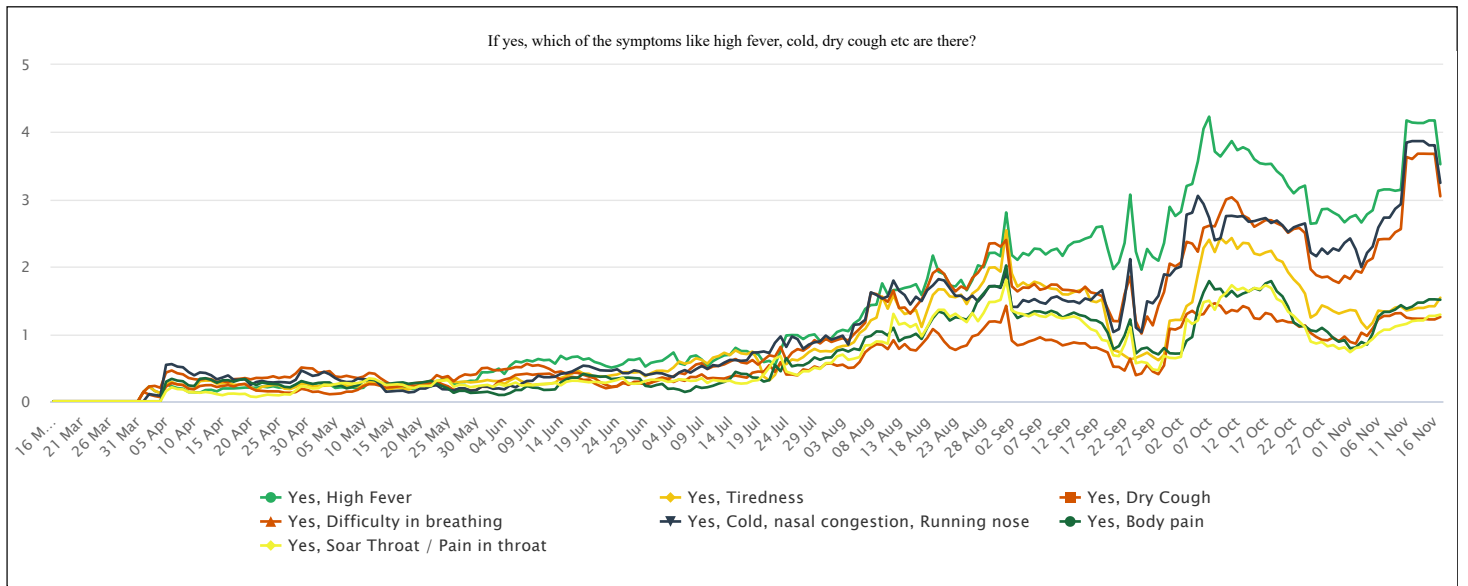
Date	Yes, myself	Yes, in my household	Yes, in my neighborhood	Total
07/25/2020	0.833	0.545	1.232	2.610
07/24/2020	0.675	0.546	1.206	2.427
07/23/2020	0.396	0.549	1.247	2.192
07/22/2020	0.451	0.450	1.178	2.079
07/21/2020	0.373	0.276	1.378	2.027
07/20/2020	0.347	0.323	1.201	1.871
07/19/2020	0.246	0.255	1.182	1.683
07/18/2020	0.261	0.258	1.304	1.823
07/17/2020	0.217	0.155	1.224	1.596
07/16/2020	0.202	0.155	1.233	1.590
07/15/2020	0.200	0.155	1.251	1.606
07/14/2020	0.206	0.138	1.125	1.469
07/13/2020	0.322	0.157	1.085	1.564
07/12/2020	0.300	0.135	1.016	1.451
07/11/2020	0.261	0.166	0.928	1.355
07/10/2020	0.283	0.147	0.823	1.253
07/09/2020	0.266	0.137	0.950	1.353
07/08/2020	0.280	0.131	1.034	1.445
07/07/2020	0.207	0.140	0.994	1.341
07/06/2020	0.263	0.155	0.883	1.301
07/05/2020	0.327	0.121	0.867	1.315
07/04/2020	0.517	0.141	0.815	1.473
07/03/2020	0.460	0.131	0.739	1.330
07/02/2020	0.454	0.189	0.776	1.419
07/01/2020	0.408	0.169	0.781	1.358
06/30/2020	0.421	0.156	0.739	1.316
06/29/2020	0.399	0.154	0.740	1.293
06/28/2020	0.375	0.183	0.819	1.377
06/27/2020	0.374	0.198	0.795	1.367
06/26/2020	0.410	0.162	0.840	1.412
06/25/2020	0.359	0.171	0.800	1.330
06/24/2020	0.383	0.164	0.847	1.394
06/23/2020	0.357	0.164	0.800	1.321
06/22/2020	0.415	0.198	0.797	1.410
06/21/2020	0.373	0.198	0.785	1.356
06/20/2020	0.430	0.199	0.877	1.506
06/19/2020	0.468	0.218	0.865	1.551
06/18/2020	0.487	0.260	0.868	1.615
06/17/2020	0.491	0.261	0.879	1.631
06/16/2020	0.493	0.275	0.863	1.631
06/15/2020	0.444	0.289	0.856	1.589
06/14/2020	0.410	0.292	0.869	1.571
06/13/2020	0.408	0.236	0.835	1.479
06/12/2020	0.393	0.237	0.888	1.518
06/11/2020	0.359	0.248	0.853	1.460
06/10/2020	0.423	0.237	0.796	1.456
06/09/2020	0.395	0.228	0.679	1.302
06/08/2020	0.395	0.241	0.679	1.315
06/07/2020	0.329	0.233	0.678	1.240
06/06/2020	0.321	0.267	0.741	1.329
06/05/2020	0.266	0.309	0.628	1.203
06/04/2020	0.236	0.285	0.577	1.098
06/03/2020	0.245	0.204	0.615	1.064
06/02/2020	0.186	0.192	0.521	0.899
06/01/2020	0.185	0.233	0.495	0.913
05/31/2020	0.181	0.226	0.519	0.926
05/30/2020	0.170	0.216	0.383	0.769
05/29/2020	0.167	0.216	0.411	0.794
05/28/2020	0.163	0.227	0.415	0.805

Date	Yes, myself	Yes, in my household	Yes, in my neighborhood	Total
05/27/2020	0.152	0.206	0.377	0.735
05/26/2020	0.096	0.209	0.383	0.688
05/25/2020	0.168	0.210	0.470	0.848
05/24/2020	0.221	0.189	0.460	0.870
05/23/2020	0.233	0.158	0.418	0.809
05/22/2020	0.258	0.131	0.336	0.725
05/21/2020	0.253	0.126	0.393	0.772
05/20/2020	0.249	0.122	0.414	0.785
05/19/2020	0.178	0.129	0.317	0.624
05/18/2020	0.201	0.062	0.362	0.625
05/17/2020	0.247	0.035	0.387	0.669
05/16/2020	0.255	0.044	0.365	0.664
05/15/2020	0.246	0.043	0.321	0.610
05/14/2020	0.239	0.042	0.352	0.633
05/13/2020	0.308	0.043	0.402	0.753
05/12/2020	0.357	0.075	0.444	0.876
05/11/2020	0.370	0.073	0.450	0.893
05/10/2020	0.330	0.067	0.397	0.794
05/09/2020	0.291	0.084	0.398	0.773
05/08/2020	0.259	0.106	0.403	0.768
05/07/2020	0.282	0.130	0.382	0.794
05/06/2020	0.312	0.106	0.377	0.795
05/05/2020	0.320	0.103	0.412	0.835
05/04/2020	0.314	0.159	0.412	0.885
05/03/2020	0.320	0.165	0.396	0.881
05/02/2020	0.300	0.164	0.407	0.871
05/01/2020	0.283	0.154	0.490	0.927
04/30/2020	0.327	0.202	0.534	1.063
04/29/2020	0.371	0.206	0.540	1.117
04/28/2020	0.280	0.196	0.452	0.928
04/27/2020	0.255	0.191	0.411	0.857
04/26/2020	0.262	0.197	0.418	0.877
04/25/2020	0.257	0.209	0.451	0.917
04/24/2020	0.255	0.234	0.441	0.930
04/23/2020	0.281	0.218	0.443	0.942
04/22/2020	0.275	0.207	0.466	0.948
04/21/2020	0.233	0.214	0.467	0.914
04/20/2020	0.229	0.231	0.454	0.914
04/19/2020	0.247	0.216	0.589	1.052
04/18/2020	0.247	0.220	0.583	1.050
04/17/2020	0.270	0.213	0.585	1.068
04/16/2020	0.336	0.296	0.548	1.180
04/15/2020	0.265	0.441	0.637	1.343
04/14/2020	0.227	0.529	0.640	1.396
04/13/2020	0.368	0.697	0.912	1.977
04/12/2020	0.348	1.050	1.184	2.582
04/11/2020	0.360	1.047	1.223	2.630
04/10/2020	0.384	1.001	1.343	2.728
04/09/2020	0.798	1.009	1.602	3.409
04/08/2020	0.930	1.210	1.695	3.835
04/07/2020	0.977	1.178	1.670	3.825
04/06/2020	0.985	1.169	1.815	3.969
04/05/2020	0.910	1.165	1.886	3.961
04/04/2020	0.980	1.141	1.482	3.603
04/03/2020	1.057	1.207	1.636	3.900
04/02/2020	0.996	1.296	1.819	4.111
04/01/2020	1.013	1.092	1.996	4.101
03/31/2020	1.367	1.206	2.196	4.769
03/30/2020	1.367	1.206	2.196	4.769



Date	Yes, myself	Yes, in my household	Yes, in my neighborhood	Total
03/29/2020	1.139	1.263	2.373	4.775
03/28/2020	1.316	0.967	2.454	4.737
03/27/2020	1.582	0.894	2.681	5.157
03/26/2020	1.931	1.039	2.802	5.772
03/25/2020	0.497	1.254	1.739	3.490
03/24/2020	0.193	0.139	1.965	2.297
03/23/2020	0.000	0.052	3.032	3.084

If yes, which of the symptoms like high fever, cold, dry cough etc are there?



If yes, which of the symptoms like high fever, cold, dry cough etc are there?

Date	Yes, High Fever	Yes, Tiredness	Yes, Dry Cough	Yes, Difficulty in breathing	Yes, Cold, nasal congestion, Running nose	Yes, Body pain	Yes, Soar Throat / Pain in throat	Total
11/17/2020	3.523	1.540	3.047	1.254	3.246	1.509	1.288	15.628
11/16/2020	4.174	1.413	3.678	1.217	3.805	1.515	1.269	17.317
11/15/2020	4.174	1.413	3.678	1.217	3.805	1.515	1.269	17.317
11/14/2020	4.136	1.388	3.680	1.227	3.867	1.467	1.202	17.232
11/13/2020	4.136	1.388	3.680	1.227	3.867	1.467	1.202	17.232
11/12/2020	4.143	1.367	3.601	1.230	3.867	1.407	1.192	17.022
11/11/2020	4.175	1.350	3.631	1.243	3.846	1.376	1.151	16.997
11/10/2020	3.143	1.411	2.559	1.311	2.929	1.429	1.132	14.211
11/09/2020	3.129	1.393	2.512	1.307	2.861	1.364	1.112	13.930
11/08/2020	3.149	1.335	2.412	1.269	2.730	1.329	1.064	13.553
11/07/2020	3.149	1.335	2.412	1.269	2.730	1.329	1.064	13.553
11/06/2020	3.129	1.348	2.405	1.220	2.583	1.259	1.013	13.203
11/05/2020	2.839	1.169	2.126	1.083	2.300	1.008	0.927	11.533
11/04/2020	2.778	1.079	2.077	0.972	2.206	0.843	0.860	10.798
11/03/2020	2.657	1.177	1.912	1.020	1.993	0.882	0.807	10.523
11/02/2020	2.769	1.347	1.942	0.857	2.257	0.802	0.793	10.776
11/01/2020	2.735	1.358	1.819	0.883	2.421	0.787	0.730	10.790
10/31/2020	2.660	1.332	1.865	0.963	2.354	0.909	0.803	10.992
10/30/2020	2.761	1.303	1.760	0.893	2.239	0.885	0.780	10.726
10/29/2020	2.807	1.340	1.797	0.948	2.272	0.940	0.836	11.044
10/28/2020	2.861	1.393	1.854	0.906	2.191	1.030	0.817	11.265
10/27/2020	2.854	1.425	1.842	0.914	2.270	1.092	0.883	11.489
10/26/2020	2.648	1.296	1.875	0.957	2.156	1.039	0.859	11.010
10/25/2020	2.639	1.244	1.963	1.016	2.211	1.055	0.888	11.183
10/24/2020	3.206	1.600	2.502	1.128	2.644	1.117	1.102	13.314
10/23/2020	3.171	1.728	2.577	1.107	2.618	1.120	1.185	13.441
10/22/2020	3.091	1.811	2.562	1.170	2.586	1.172	1.269	13.564
10/21/2020	3.196	1.919	2.504	1.177	2.516	1.404	1.332	14.120
10/20/2020	3.350	2.073	2.607	1.204	2.617	1.560	1.477	14.971
10/19/2020	3.421	2.108	2.646	1.185	2.687	1.635	1.522	15.317
10/18/2020	3.530	2.237	2.691	1.291	2.650	1.787	1.684	15.973
10/17/2020	3.524	2.213	2.693	1.313	2.724	1.751	1.726	15.969
10/16/2020	3.538	2.174	2.642	1.223	2.703	1.652	1.668	15.584
10/15/2020	3.598	2.196	2.594	1.234	2.678	1.682	1.684	15.664
10/14/2020	3.734	2.346	2.717	1.383	2.668	1.632	1.632	16.112
10/13/2020	3.776	2.355	2.763	1.415	2.753	1.602	1.687	16.266
10/12/2020	3.732	2.267	2.957	1.337	2.744	1.556	1.654	16.149
10/11/2020	3.868	2.427	3.032	1.357	2.757	1.641	1.726	16.723
10/10/2020	3.752	2.349	2.999	1.307	2.753	1.559	1.610	16.278
10/09/2020	3.638	2.429	2.806	1.419	2.421	1.673	1.544	16.059
10/08/2020	3.712	2.218	2.600	1.457	2.394	1.663	1.360	15.707
10/07/2020	4.231	2.402	2.609	1.423	2.727	1.787	1.496	16.966
10/06/2020	4.050	2.276	2.579	1.296	2.933	1.620	1.473	16.374
10/05/2020	3.567	1.884	2.223	1.280	3.054	1.389	1.201	14.786
10/04/2020	3.230	1.473	2.344	1.345	2.803	0.956	1.150	13.107
10/03/2020	3.200	1.416	2.370	1.297	2.775	0.900	1.224	12.858
10/02/2020	2.819	1.209	2.062	1.104	2.003	0.711	0.661	10.619
10/01/2020	2.754	1.210	2.005	1.066	1.970	0.709	0.641	10.423
09/30/2020	2.891	1.197	2.047	1.079	1.870	0.714	0.646	10.512
09/29/2020	2.352	0.690	1.625	0.533	1.887	0.792	0.677	8.671
09/28/2020	2.089	0.611	1.417	0.403	1.567	0.697	0.461	7.481
09/27/2020	2.146	0.663	1.128	0.443	1.456	0.731	0.474	7.298
09/26/2020	2.264	0.724	1.261	0.539	1.487	0.798	0.569	7.871
09/25/2020	1.956	0.682	1.006	0.413	1.026	0.781	0.587	6.645
09/24/2020	2.225	0.646	1.188	0.388	1.096	0.711	0.566	6.965
09/23/2020	3.072	0.622	1.854	0.634	2.114	1.218	1.105	10.732
09/22/2020	2.352	0.677	1.593	0.456	1.515	0.978	0.845	8.549

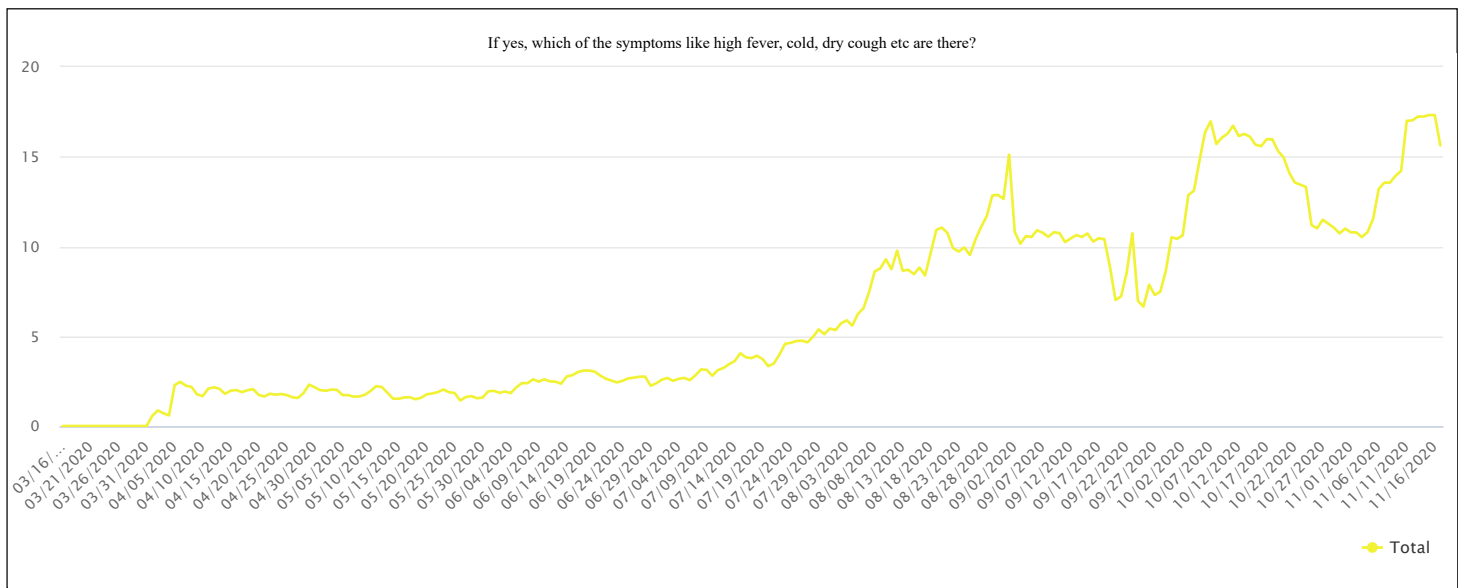
Date	Yes, High Fever	Yes, Tiredness	Yes, Dry Cough	Yes, Difficulty in breathing	Yes, Cold, nasal congestion, Running nose	Yes, Body pain	Yes, Soar Throat / Pain in throat	Total
09/21/2020	2.068	0.734	1.190	0.511	1.073	0.821	0.671	7.218
09/20/2020	1.966	0.763	1.193	0.514	1.029	0.776	0.683	7.017
09/19/2020	2.266	1.125	1.379	0.727	1.330	1.021	0.896	8.869
09/18/2020	2.600	1.515	1.563	0.763	1.653	1.157	0.912	10.408
09/17/2020	2.587	1.474	1.601	0.799	1.589	1.202	1.043	10.454
09/16/2020	2.445	1.493	1.619	0.796	1.503	1.208	1.073	10.272
09/15/2020	2.417	1.680	1.704	0.862	1.529	1.264	1.150	10.720
09/14/2020	2.377	1.649	1.622	0.861	1.456	1.282	1.230	10.529
09/13/2020	2.365	1.624	1.644	0.875	1.487	1.319	1.262	10.633
09/12/2020	2.307	1.587	1.654	0.851	1.482	1.284	1.247	10.449
09/11/2020	2.161	1.590	1.658	0.831	1.509	1.244	1.232	10.237
09/10/2020	2.269	1.666	1.733	0.885	1.559	1.315	1.253	10.742
09/09/2020	2.243	1.675	1.736	0.914	1.536	1.345	1.302	10.794
09/08/2020	2.182	1.699	1.679	0.910	1.450	1.309	1.254	10.538
09/07/2020	2.261	1.752	1.657	0.952	1.472	1.335	1.267	10.764
09/06/2020	2.270	1.778	1.744	0.914	1.520	1.338	1.303	10.902
09/05/2020	2.170	1.712	1.686	0.888	1.478	1.295	1.263	10.524
09/04/2020	2.204	1.766	1.692	0.848	1.505	1.281	1.295	10.577
09/03/2020	2.102	1.704	1.633	0.832	1.402	1.237	1.312	10.147
09/02/2020	2.172	1.900	1.710	0.902	1.405	1.362	1.348	10.813
09/01/2020	2.807	2.542	2.398	1.421	1.905	2.020	1.809	15.113
08/31/2020	2.156	1.927	2.298	1.171	1.686	1.705	1.507	12.648
08/30/2020	2.208	1.991	2.350	1.188	1.715	1.709	1.478	12.870
08/29/2020	2.204	1.986	2.345	1.184	1.711	1.705	1.475	12.840
08/28/2020	1.992	1.783	2.031	1.084	1.581	1.604	1.314	11.679
08/27/2020	2.021	1.663	1.912	0.991	1.483	1.507	1.190	11.084
08/26/2020	1.803	1.600	1.834	0.965	1.570	1.309	1.313	10.390
08/25/2020	1.650	1.445	1.665	0.831	1.507	1.212	1.176	9.522
08/24/2020	1.804	1.585	1.707	0.806	1.568	1.237	1.237	9.944
08/23/2020	1.707	1.547	1.633	0.763	1.568	1.249	1.302	9.716
08/22/2020	1.719	1.559	1.743	0.800	1.682	1.200	1.256	9.903
08/21/2020	1.890	1.660	1.893	0.889	1.796	1.307	1.360	10.742
08/20/2020	1.926	1.666	1.967	1.006	1.816	1.335	1.360	11.051
08/19/2020	2.167	1.580	1.905	1.074	1.723	1.235	1.263	10.919
08/18/2020	1.821	1.348	1.691	0.941	1.651	1.095	1.102	9.642
08/17/2020	1.580	1.105	1.514	0.845	1.489	0.926	0.965	8.385
08/16/2020	1.741	1.358	1.410	0.755	1.555	1.004	1.148	8.827
08/15/2020	1.704	1.321	1.302	0.769	1.438	0.961	1.103	8.456
08/14/2020	1.686	1.297	1.395	0.850	1.579	0.945	1.164	8.697
08/13/2020	1.659	1.393	1.385	0.779	1.644	0.893	1.141	8.646
08/12/2020	1.653	1.576	1.646	0.909	1.795	1.094	1.300	9.767
08/11/2020	1.589	1.376	1.478	0.775	1.559	0.978	0.856	8.733
08/10/2020	1.753	1.558	1.540	0.840	1.526	1.034	0.885	9.285
08/09/2020	1.436	1.243	1.593	0.848	1.581	1.039	0.890	8.779
08/08/2020	1.430	1.204	1.611	0.800	1.620	0.972	0.835	8.609
08/07/2020	1.373	1.076	1.168	0.729	1.212	0.950	0.831	7.458
08/06/2020	1.216	1.014	1.078	0.584	1.145	0.763	0.657	6.563
08/05/2020	1.156	0.879	0.998	0.503	1.137	0.782	0.634	6.237
08/04/2020	1.042	0.830	0.902	0.496	0.843	0.739	0.616	5.591
08/03/2020	1.062	0.822	0.938	0.545	0.976	0.772	0.694	5.887
08/02/2020	1.030	0.799	0.912	0.529	0.945	0.751	0.668	5.717
08/01/2020	0.939	0.740	0.882	0.561	0.916	0.652	0.569	5.342
07/31/2020	0.918	0.747	0.929	0.558	0.977	0.649	0.568	5.427
07/30/2020	0.897	0.741	0.860	0.490	0.891	0.617	0.481	5.113
07/29/2020	0.995	0.779	0.909	0.518	0.876	0.652	0.500	5.381
07/28/2020	0.978	0.730	0.811	0.459	0.843	0.576	0.446	4.973
07/27/2020	0.925	0.657	0.753	0.474	0.781	0.534	0.448	4.658
07/26/2020	0.983	0.609	0.776	0.385	0.924	0.538	0.388	4.753
07/25/2020	0.985	0.622	0.722	0.398	0.964	0.520	0.414	4.731

Date	Yes, High Fever	Yes, Tiredness	Yes, Dry Cough	Yes, Difficulty in breathing	Yes, Cold, nasal congestion, Running nose	Yes, Body pain	Yes, Soar Throat / Pain in throat	Total
07/24/2020	0.979	0.551	0.612	0.398	0.808	0.641	0.440	4.630
07/23/2020	0.755	0.573	0.810	0.583	0.965	0.446	0.672	4.578
07/22/2020	0.539	0.393	0.665	0.438	0.870	0.538	0.634	3.981
07/21/2020	0.602	0.311	0.684	0.538	0.717	0.315	0.504	3.482
07/20/2020	0.583	0.367	0.616	0.438	0.741	0.293	0.395	3.331
07/19/2020	0.704	0.602	0.545	0.442	0.727	0.350	0.315	3.720
07/18/2020	0.704	0.739	0.613	0.425	0.726	0.354	0.305	3.915
07/17/2020	0.746	0.701	0.564	0.351	0.608	0.405	0.269	3.780
07/16/2020	0.747	0.713	0.579	0.367	0.602	0.409	0.263	3.826
07/15/2020	0.795	0.757	0.629	0.382	0.612	0.438	0.273	4.051
07/14/2020	0.691	0.687	0.590	0.366	0.615	0.332	0.307	3.613
07/13/2020	0.683	0.722	0.549	0.338	0.575	0.288	0.297	3.443
07/12/2020	0.644	0.672	0.526	0.341	0.525	0.263	0.305	3.234
07/11/2020	0.598	0.649	0.518	0.347	0.538	0.231	0.317	3.112
07/10/2020	0.522	0.560	0.478	0.340	0.482	0.209	0.273	2.800
07/09/2020	0.622	0.615	0.566	0.400	0.525	0.199	0.344	3.126
07/08/2020	0.682	0.641	0.547	0.360	0.478	0.222	0.308	3.152
07/07/2020	0.664	0.579	0.481	0.362	0.425	0.158	0.303	2.827
07/06/2020	0.543	0.559	0.404	0.304	0.464	0.139	0.322	2.552
07/05/2020	0.566	0.591	0.423	0.324	0.429	0.173	0.326	2.679
07/04/2020	0.726	0.504	0.372	0.287	0.361	0.190	0.300	2.630
07/03/2020	0.662	0.444	0.334	0.319	0.383	0.185	0.289	2.512
07/02/2020	0.604	0.455	0.354	0.331	0.414	0.259	0.319	2.676
07/01/2020	0.591	0.452	0.328	0.301	0.421	0.243	0.319	2.579
06/30/2020	0.572	0.417	0.273	0.279	0.404	0.217	0.321	2.379
06/29/2020	0.516	0.373	0.247	0.256	0.389	0.230	0.302	2.241
06/28/2020	0.637	0.435	0.291	0.267	0.444	0.339	0.267	2.752
06/27/2020	0.615	0.428	0.289	0.262	0.460	0.345	0.261	2.744
06/26/2020	0.620	0.433	0.244	0.269	0.418	0.353	0.267	2.690
06/25/2020	0.553	0.430	0.284	0.267	0.419	0.350	0.348	2.653
06/24/2020	0.521	0.398	0.227	0.221	0.476	0.338	0.317	2.519
06/23/2020	0.501	0.386	0.216	0.209	0.455	0.331	0.297	2.429
06/22/2020	0.524	0.369	0.245	0.194	0.457	0.369	0.275	2.527
06/21/2020	0.561	0.372	0.285	0.226	0.461	0.365	0.281	2.635
06/20/2020	0.585	0.364	0.343	0.265	0.491	0.379	0.290	2.806
06/19/2020	0.638	0.409	0.367	0.322	0.521	0.386	0.283	3.029
06/18/2020	0.620	0.412	0.395	0.316	0.530	0.408	0.294	3.089
06/17/2020	0.666	0.460	0.423	0.351	0.487	0.351	0.305	3.089
06/16/2020	0.658	0.411	0.425	0.362	0.443	0.351	0.306	3.001
06/15/2020	0.625	0.375	0.410	0.342	0.421	0.327	0.291	2.827
06/14/2020	0.676	0.347	0.444	0.323	0.408	0.280	0.237	2.758
06/13/2020	0.559	0.275	0.429	0.373	0.365	0.177	0.276	2.355
06/12/2020	0.617	0.261	0.481	0.411	0.358	0.171	0.262	2.470
06/11/2020	0.611	0.255	0.516	0.407	0.358	0.169	0.258	2.485
06/10/2020	0.629	0.252	0.538	0.404	0.380	0.199	0.253	2.601
06/09/2020	0.593	0.242	0.528	0.394	0.305	0.204	0.238	2.470
06/08/2020	0.611	0.269	0.558	0.410	0.302	0.227	0.241	2.604
06/07/2020	0.579	0.300	0.506	0.401	0.260	0.168	0.234	2.382
06/06/2020	0.593	0.352	0.509	0.392	0.208	0.168	0.279	2.390
06/05/2020	0.527	0.311	0.485	0.344	0.235	0.123	0.249	2.148
06/04/2020	0.407	0.255	0.476	0.323	0.178	0.095	0.231	1.829
06/03/2020	0.486	0.300	0.461	0.296	0.192	0.094	0.259	1.923
06/02/2020	0.441	0.302	0.465	0.215	0.186	0.119	0.215	1.847
06/01/2020	0.430	0.316	0.498	0.215	0.218	0.142	0.244	1.961
05/31/2020	0.432	0.299	0.492	0.217	0.222	0.135	0.235	1.932
05/30/2020	0.303	0.289	0.402	0.169	0.164	0.129	0.223	1.585
05/29/2020	0.306	0.281	0.389	0.162	0.158	0.125	0.210	1.546
05/28/2020	0.286	0.294	0.400	0.179	0.192	0.156	0.240	1.663
05/27/2020	0.284	0.284	0.361	0.180	0.194	0.156	0.243	1.615





### Number of symptoms applicable





**Number of symptoms applicable**

Date	1	2	3	4	5	6	7	Total
11/17/2020	1.419	1.150	1.608	0.531	0.167	0.151	0.431	5.457
11/16/2020	1.477	1.187	2.197	0.521	0.122	0.174	0.414	6.092
11/15/2020	1.477	1.187	2.197	0.521	0.122	0.174	0.414	6.092
11/14/2020	1.525	1.239	2.220	0.502	0.147	0.154	0.374	6.161
11/13/2020	1.525	1.239	2.220	0.502	0.147	0.154	0.374	6.161
11/12/2020	1.534	1.245	2.227	0.495	0.140	0.147	0.361	6.149
11/11/2020	1.508	1.268	2.303	0.468	0.131	0.162	0.330	6.170
11/10/2020	1.679	1.285	1.157	0.538	0.139	0.185	0.319	5.302
11/09/2020	1.698	1.302	1.127	0.468	0.145	0.177	0.330	5.247
11/08/2020	1.719	1.315	1.071	0.482	0.116	0.164	0.321	5.188
11/07/2020	1.719	1.315	1.071	0.482	0.116	0.164	0.321	5.188
11/06/2020	1.656	1.367	1.017	0.495	0.107	0.182	0.273	5.097
11/05/2020	1.552	1.331	0.785	0.407	0.109	0.159	0.250	4.593
11/04/2020	1.733	1.318	0.821	0.305	0.148	0.210	0.112	4.647
11/03/2020	1.707	1.322	0.608	0.302	0.184	0.235	0.106	4.464
11/02/2020	1.611	1.383	0.759	0.322	0.183	0.205	0.098	4.561
11/01/2020	1.669	1.344	0.783	0.332	0.216	0.171	0.086	4.601
10/31/2020	1.608	1.250	0.754	0.299	0.213	0.186	0.165	4.475
10/30/2020	1.609	1.166	0.681	0.329	0.178	0.196	0.180	4.339
10/29/2020	1.584	1.170	0.667	0.317	0.192	0.200	0.228	4.358
10/28/2020	1.730	1.090	0.573	0.334	0.190	0.214	0.265	4.396
10/27/2020	1.767	1.003	0.590	0.323	0.228	0.231	0.273	4.415
10/26/2020	1.731	0.937	0.599	0.287	0.224	0.216	0.267	4.261
10/25/2020	1.726	0.879	0.589	0.307	0.248	0.222	0.282	4.253
10/24/2020	1.622	0.986	0.632	0.576	0.507	0.217	0.238	4.778
10/23/2020	1.622	0.985	0.715	0.584	0.497	0.203	0.246	4.852
10/22/2020	1.515	0.915	0.668	0.611	0.523	0.186	0.306	4.724
10/21/2020	1.499	1.047	0.674	0.576	0.462	0.207	0.368	4.833
10/20/2020	1.487	1.181	0.740	0.618	0.444	0.228	0.392	5.090
10/19/2020	1.456	1.240	0.777	0.628	0.439	0.228	0.406	5.174
10/18/2020	1.526	1.257	0.711	0.652	0.472	0.268	0.443	5.329
10/17/2020	1.513	1.273	0.721	0.629	0.465	0.253	0.480	5.334
10/16/2020	1.547	1.292	0.722	0.656	0.479	0.241	0.404	5.341
10/15/2020	1.528	1.246	0.774	0.662	0.497	0.255	0.380	5.342
10/14/2020	1.527	1.203	0.776	0.812	0.537	0.245	0.351	5.451
10/13/2020	1.467	1.332	0.767	0.819	0.530	0.262	0.341	5.518
10/12/2020	1.490	1.542	0.737	0.774	0.496	0.245	0.342	5.626
10/11/2020	1.383	1.565	0.751	0.883	0.493	0.263	0.353	5.691
10/10/2020	1.342	1.546	0.763	0.852	0.474	0.243	0.338	5.558
10/09/2020	1.446	1.587	0.754	0.816	0.296	0.256	0.395	5.550
10/08/2020	1.420	1.597	0.533	0.791	0.344	0.268	0.384	5.337
10/07/2020	1.488	1.830	0.608	0.938	0.410	0.217	0.371	5.862
10/06/2020	1.412	1.577	0.560	0.980	0.514	0.303	0.238	5.584
10/05/2020	1.391	1.544	0.467	0.932	0.425	0.174	0.258	5.191
10/04/2020	1.533	1.622	0.540	0.658	0.225	0.198	0.279	5.055
10/03/2020	1.525	1.551	0.615	0.661	0.219	0.183	0.267	5.021
10/02/2020	1.231	1.097	0.533	0.681	0.203	0.173	0.109	4.027
10/01/2020	1.214	1.030	0.545	0.678	0.203	0.161	0.109	3.940
09/30/2020	1.383	1.103	0.465	0.663	0.111	0.147	0.196	4.068
09/29/2020	1.173	1.164	0.515	0.164	0.089	0.156	0.209	3.470
09/28/2020	1.126	1.125	0.425	0.187	0.097	0.121	0.092	3.173
09/27/2020	0.955	0.933	0.485	0.211	0.106	0.144	0.075	2.909
09/26/2020	0.971	0.961	0.441	0.214	0.102	0.128	0.185	3.002
09/25/2020	0.759	0.803	0.411	0.169	0.110	0.078	0.165	2.495
09/24/2020	0.889	1.030	0.383	0.155	0.109	0.073	0.161	2.800
09/23/2020	1.123	1.418	0.370	0.131	0.348	0.343	0.176	3.909
09/22/2020	1.009	1.001	0.388	0.068	0.264	0.243	0.171	3.144

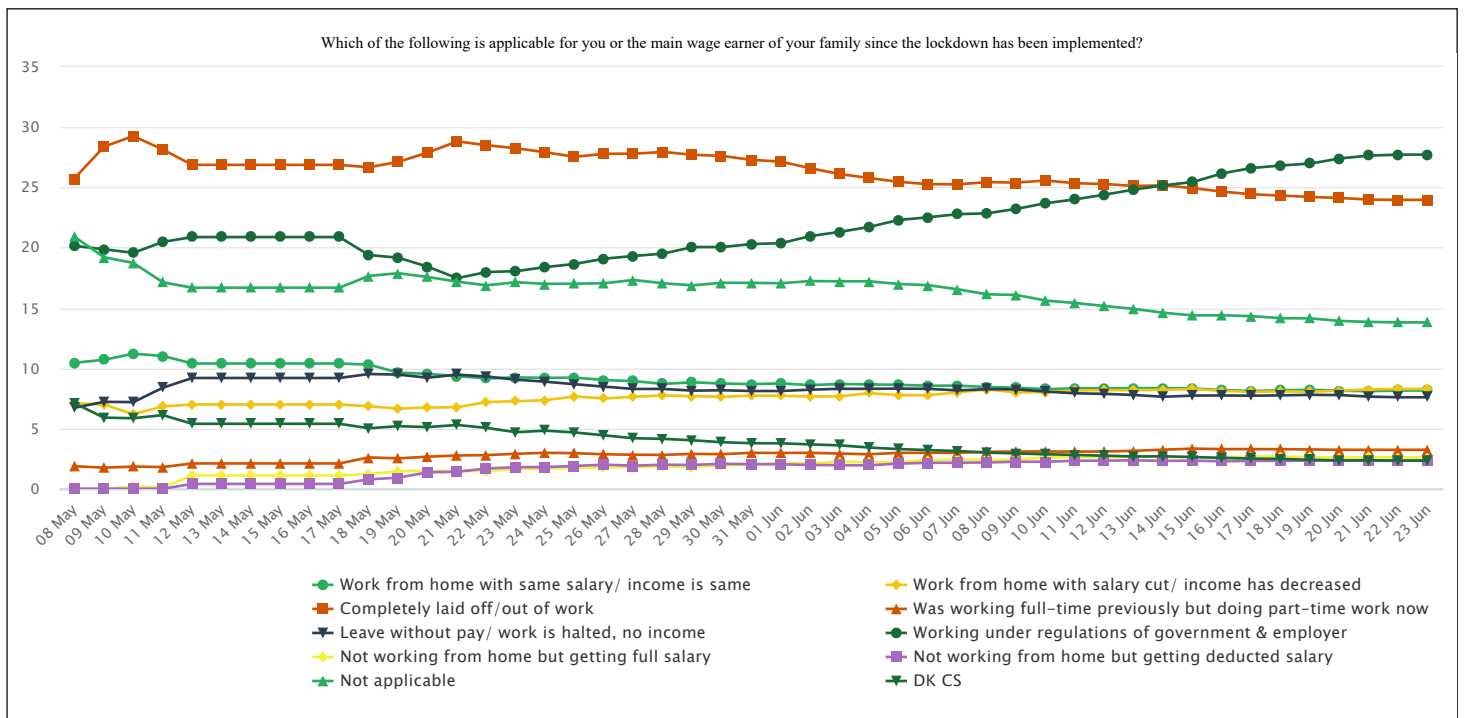
Date	1	2	3	4	5	6	7	Total
09/21/2020	1.164	0.691	0.431	0.050	0.153	0.107	0.232	2.828
09/20/2020	1.146	0.611	0.422	0.046	0.148	0.109	0.244	2.726
09/19/2020	1.109	0.581	0.375	0.184	0.146	0.235	0.355	2.985
09/18/2020	1.217	0.783	0.361	0.318	0.241	0.213	0.364	3.497
09/17/2020	1.124	0.886	0.378	0.262	0.236	0.173	0.428	3.487
09/16/2020	0.995	0.801	0.375	0.249	0.236	0.227	0.408	3.291
09/15/2020	0.914	0.792	0.397	0.278	0.244	0.231	0.459	3.315
09/14/2020	0.905	0.958	0.365	0.311	0.174	0.241	0.427	3.381
09/13/2020	0.918	0.909	0.376	0.316	0.180	0.248	0.437	3.384
09/12/2020	0.902	0.900	0.387	0.311	0.166	0.229	0.444	3.339
09/11/2020	0.834	0.846	0.399	0.306	0.177	0.237	0.425	3.224
09/10/2020	0.896	0.794	0.406	0.302	0.192	0.242	0.484	3.316
09/09/2020	0.810	0.764	0.399	0.280	0.240	0.260	0.472	3.225
09/08/2020	0.770	0.737	0.397	0.296	0.214	0.233	0.485	3.132
09/07/2020	0.743	0.780	0.399	0.327	0.223	0.221	0.494	3.187
09/06/2020	0.655	0.821	0.383	0.347	0.246	0.241	0.482	3.175
09/05/2020	0.624	0.794	0.359	0.327	0.230	0.248	0.463	3.045
09/04/2020	0.632	0.827	0.417	0.310	0.229	0.264	0.440	3.119
09/03/2020	0.680	0.866	0.450	0.277	0.216	0.204	0.439	3.132
09/02/2020	0.648	0.901	0.447	0.290	0.201	0.220	0.505	3.212
09/01/2020	0.718	0.861	0.385	0.589	0.181	0.177	0.999	3.910
08/31/2020	0.941	0.667	0.317	0.488	0.173	0.187	0.756	3.529
08/30/2020	0.967	0.543	0.356	0.446	0.203	0.203	0.786	3.504
08/29/2020	0.966	0.540	0.355	0.444	0.202	0.203	0.786	3.496
08/28/2020	0.860	0.600	0.367	0.415	0.205	0.229	0.593	3.269
08/27/2020	0.856	0.565	0.343	0.397	0.208	0.206	0.556	3.131
08/26/2020	0.856	0.551	0.418	0.371	0.180	0.232	0.488	3.096
08/25/2020	0.916	0.496	0.463	0.333	0.092	0.198	0.457	2.955
08/24/2020	0.979	0.605	0.493	0.306	0.093	0.227	0.460	3.163
08/23/2020	0.956	0.568	0.520	0.276	0.066	0.235	0.466	3.087
08/22/2020	0.966	0.645	0.500	0.302	0.100	0.233	0.441	3.187
08/21/2020	0.996	0.685	0.503	0.306	0.110	0.232	0.534	3.366
08/20/2020	1.008	0.708	0.559	0.306	0.114	0.184	0.582	3.461
08/19/2020	1.020	0.660	0.542	0.277	0.121	0.140	0.634	3.394
08/18/2020	0.920	0.597	0.423	0.243	0.081	0.134	0.584	2.982
08/17/2020	0.912	0.603	0.461	0.063	0.132	0.135	0.457	2.763
08/16/2020	0.789	0.667	0.424	0.122	0.236	0.185	0.398	2.821
08/15/2020	0.822	0.651	0.394	0.165	0.215	0.157	0.372	2.776
08/14/2020	0.781	0.711	0.478	0.240	0.142	0.184	0.357	2.893
08/13/2020	0.781	0.694	0.480	0.248	0.150	0.145	0.383	2.881
08/12/2020	0.638	0.654	0.649	0.240	0.165	0.172	0.466	2.984
08/11/2020	0.655	0.821	0.404	0.203	0.134	0.212	0.338	2.767
08/10/2020	0.617	0.922	0.449	0.190	0.159	0.219	0.352	2.908
08/09/2020	0.625	0.644	0.449	0.195	0.160	0.219	0.354	2.646
08/08/2020	0.744	0.739	0.394	0.171	0.147	0.204	0.346	2.745
08/07/2020	0.749	0.405	0.324	0.143	0.119	0.205	0.346	2.291
08/06/2020	0.815	0.405	0.393	0.171	0.100	0.169	0.207	2.260
08/05/2020	0.822	0.387	0.394	0.159	0.126	0.147	0.165	2.200
08/04/2020	0.517	0.350	0.433	0.147	0.123	0.143	0.127	1.840
08/03/2020	0.571	0.459	0.459	0.151	0.122	0.138	0.131	2.031
08/02/2020	0.561	0.445	0.443	0.146	0.116	0.130	0.130	1.971
08/01/2020	0.572	0.448	0.470	0.119	0.086	0.094	0.130	1.919
07/31/2020	0.542	0.479	0.488	0.096	0.092	0.103	0.131	1.931
07/30/2020	0.595	0.490	0.455	0.034	0.098	0.075	0.138	1.885
07/29/2020	0.584	0.481	0.522	0.040	0.098	0.075	0.146	1.946
07/28/2020	0.671	0.546	0.428	0.057	0.098	0.075	0.089	1.964
07/27/2020	0.578	0.543	0.438	0.067	0.095	0.046	0.082	1.849
07/26/2020	0.783	0.694	0.433	0.052	0.053	0.000	0.095	2.110
07/25/2020	0.789	0.684	0.398	0.044	0.092	0.000	0.091	2.098

Date	1	2	3	4	5	6	7	Total
07/24/2020	0.653	0.650	0.417	0.039	0.089	0.000	0.089	1.937
07/23/2020	0.527	0.428	0.401	0.038	0.242	0.000	0.122	1.758
07/22/2020	0.586	0.471	0.433	0.000	0.214	0.000	0.026	1.730
07/21/2020	0.756	0.475	0.330	0.000	0.158	0.000	0.026	1.745
07/20/2020	0.651	0.402	0.314	0.000	0.165	0.000	0.030	1.562
07/19/2020	0.504	0.177	0.273	0.070	0.303	0.000	0.030	1.357
07/18/2020	0.577	0.236	0.306	0.068	0.282	0.000	0.031	1.500
07/17/2020	0.491	0.262	0.287	0.056	0.264	0.000	0.032	1.392
07/16/2020	0.472	0.262	0.287	0.052	0.276	0.018	0.018	1.385
07/15/2020	0.464	0.262	0.338	0.062	0.261	0.016	0.033	1.436
07/14/2020	0.433	0.234	0.268	0.057	0.266	0.016	0.032	1.306
07/13/2020	0.437	0.248	0.262	0.055	0.241	0.016	0.031	1.290
07/12/2020	0.385	0.235	0.221	0.058	0.232	0.019	0.037	1.187
07/11/2020	0.283	0.262	0.202	0.066	0.244	0.022	0.022	1.101
07/10/2020	0.228	0.267	0.184	0.069	0.198	0.021	0.021	0.988
07/09/2020	0.214	0.249	0.222	0.075	0.261	0.021	0.021	1.063
07/08/2020	0.301	0.240	0.254	0.077	0.223	0.021	0.021	1.137
07/07/2020	0.269	0.214	0.199	0.076	0.220	0.021	0.021	1.020
07/06/2020	0.178	0.192	0.196	0.070	0.202	0.023	0.023	0.884
07/05/2020	0.199	0.249	0.140	0.065	0.186	0.022	0.055	0.916
07/04/2020	0.482	0.246	0.141	0.022	0.150	0.022	0.054	1.117
07/03/2020	0.346	0.291	0.134	0.020	0.143	0.020	0.052	1.006
07/02/2020	0.346	0.302	0.123	0.050	0.157	0.017	0.048	1.043
07/01/2020	0.305	0.276	0.163	0.053	0.144	0.000	0.054	0.995
06/30/2020	0.320	0.298	0.096	0.026	0.144	0.021	0.047	0.952
06/29/2020	0.312	0.291	0.112	0.026	0.103	0.021	0.048	0.913
06/28/2020	0.329	0.253	0.242	0.026	0.104	0.051	0.027	1.032
06/27/2020	0.322	0.267	0.237	0.026	0.099	0.051	0.028	1.030
06/26/2020	0.330	0.229	0.238	0.025	0.103	0.050	0.026	1.001
06/25/2020	0.256	0.271	0.216	0.025	0.110	0.058	0.029	0.965
06/24/2020	0.292	0.300	0.185	0.042	0.066	0.058	0.028	0.971
06/23/2020	0.270	0.281	0.186	0.040	0.062	0.056	0.028	0.923
06/22/2020	0.321	0.315	0.175	0.038	0.057	0.053	0.028	0.987
06/21/2020	0.322	0.281	0.171	0.038	0.097	0.053	0.028	0.990
06/20/2020	0.330	0.348	0.183	0.080	0.098	0.054	0.000	1.093
06/19/2020	0.334	0.413	0.185	0.085	0.062	0.093	0.000	1.172
06/18/2020	0.318	0.406	0.199	0.093	0.069	0.088	0.000	1.173
06/17/2020	0.338	0.455	0.212	0.071	0.057	0.082	0.014	1.229
06/16/2020	0.385	0.462	0.167	0.069	0.055	0.083	0.014	1.235
06/15/2020	0.360	0.466	0.169	0.070	0.054	0.054	0.016	1.189
06/14/2020	0.419	0.442	0.138	0.082	0.046	0.054	0.017	1.198
06/13/2020	0.412	0.451	0.011	0.112	0.067	0.035	0.017	1.105
06/12/2020	0.420	0.444	0.070	0.104	0.059	0.035	0.017	1.149
06/11/2020	0.452	0.452	0.069	0.103	0.057	0.032	0.017	1.182
06/10/2020	0.437	0.445	0.070	0.133	0.058	0.032	0.015	1.190
06/09/2020	0.382	0.415	0.069	0.119	0.057	0.033	0.019	1.094
06/08/2020	0.378	0.432	0.054	0.119	0.086	0.032	0.017	1.118
06/07/2020	0.306	0.401	0.050	0.113	0.083	0.033	0.017	1.003
06/06/2020	0.322	0.415	0.039	0.139	0.072	0.033	0.017	1.037
06/05/2020	0.327	0.305	0.032	0.123	0.092	0.029	0.017	0.925
06/04/2020	0.268	0.261	0.032	0.124	0.090	0.000	0.018	0.793
06/03/2020	0.282	0.227	0.030	0.176	0.087	0.000	0.018	0.820
06/02/2020	0.206	0.172	0.070	0.187	0.088	0.000	0.000	0.723
06/01/2020	0.178	0.203	0.069	0.210	0.086	0.000	0.000	0.746
05/31/2020	0.188	0.203	0.065	0.208	0.081	0.000	0.000	0.745
05/30/2020	0.084	0.189	0.064	0.154	0.083	0.000	0.000	0.574
05/29/2020	0.095	0.183	0.061	0.145	0.081	0.000	0.000	0.565
05/28/2020	0.091	0.186	0.033	0.141	0.124	0.000	0.000	0.575
05/27/2020	0.056	0.177	0.032	0.143	0.125	0.000	0.000	0.533





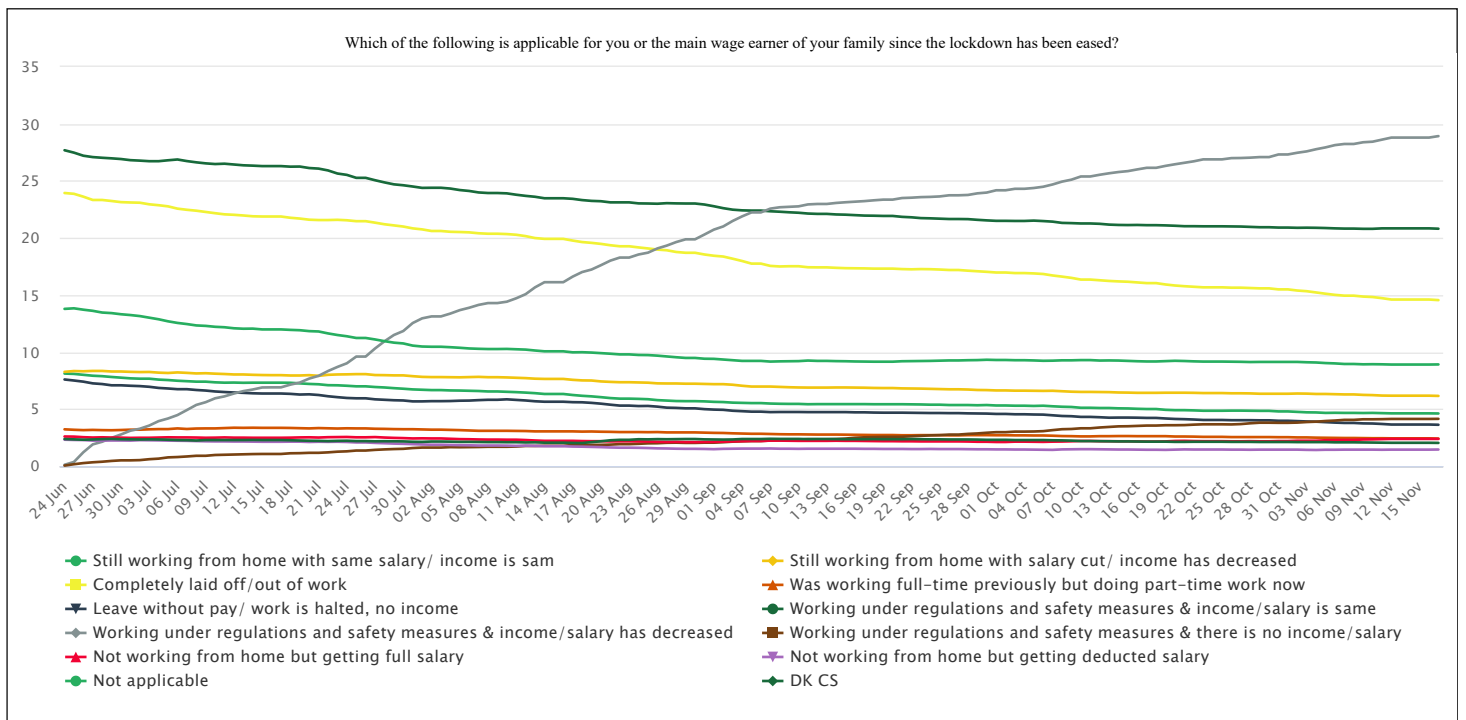
Which of the following is applicable for you or the main wage earner of your family since the lockdown has been implemented?



Which of the following is applicable for you or the main wage earner of your family since the lockdown has been implemented?

Date	Work from home with same salary/ income is same	Work from home with salary cut/ income has decreased	Completely laid off/out of work	Was working full-time previously but doing part-time work now	Leave without pay/ work is halted, no income	Working under regulations of government & employer	Not working from home but getting full salary	Not working from home but getting deducted salary	Not applicable	Don't know/Can't say	Total
06/23/2020	8.15	8.28	23.97	3.23	7.59	27.72	2.60	2.32	13.80	2.34	100%
06/22/2020	8.15	8.28	23.97	3.23	7.59	27.72	2.60	2.32	13.80	2.34	100%
06/21/2020	8.10	8.25	23.99	3.23	7.64	27.64	2.61	2.32	13.84	2.37	100%
06/20/2020	8.13	8.14	24.12	3.23	7.77	27.41	2.59	2.34	13.92	2.35	100%
06/19/2020	8.21	8.05	24.21	3.26	7.79	26.98	2.63	2.33	14.13	2.40	100%
06/18/2020	8.17	8.08	24.32	3.28	7.75	26.82	2.66	2.32	14.15	2.47	100%
06/17/2020	8.11	8.04	24.43	3.29	7.72	26.61	2.67	2.31	14.32	2.50	100%
06/16/2020	8.19	8.12	24.65	3.29	7.74	26.17	2.60	2.28	14.39	2.56	100%
06/15/2020	8.32	8.27	24.94	3.33	7.73	25.45	2.63	2.33	14.38	2.63	100%
06/14/2020	8.35	8.21	25.17	3.24	7.63	25.17	2.63	2.31	14.60	2.69	100%
06/13/2020	8.34	8.18	25.12	3.15	7.78	24.82	2.65	2.36	14.92	2.68	100%
06/12/2020	8.34	8.19	25.28	3.09	7.87	24.40	2.61	2.33	15.16	2.74	100%
06/11/2020	8.33	8.15	25.35	3.08	7.92	24.01	2.62	2.32	15.41	2.81	100%
06/10/2020	8.26	8.03	25.57	3.09	8.06	23.69	2.61	2.24	15.61	2.86	100%
06/09/2020	8.38	7.99	25.40	3.09	8.25	23.22	2.42	2.24	16.08	2.93	100%
06/08/2020	8.44	8.24	25.44	3.06	8.26	22.85	2.40	2.18	16.13	3.00	100%
06/07/2020	8.55	8.00	25.25	2.99	8.16	22.78	2.41	2.16	16.55	3.13	100%
06/06/2020	8.55	7.76	25.27	2.98	8.29	22.52	2.38	2.15	16.89	3.21	100%
06/05/2020	8.62	7.77	25.46	2.98	8.31	22.30	2.20	2.09	16.99	3.29	100%
06/04/2020	8.66	7.93	25.78	2.86	8.29	21.72	2.20	1.94	17.21	3.42	100%
06/03/2020	8.69	7.67	26.11	2.92	8.29	21.31	2.25	1.95	17.21	3.60	100%
06/02/2020	8.60	7.65	26.59	2.98	8.22	20.96	2.11	1.97	17.23	3.68	100%
06/01/2020	8.74	7.71	27.14	2.97	8.11	20.37	2.11	2.03	17.05	3.77	100%
05/31/2020	8.68	7.73	27.29	2.98	8.11	20.30	2.01	2.04	17.08	3.78	100%
05/30/2020	8.73	7.62	27.61	2.87	8.17	20.05	1.94	2.07	17.09	3.86	100%
05/29/2020	8.83	7.69	27.71	2.89	8.14	20.05	1.82	1.98	16.87	4.02	100%
05/28/2020	8.70	7.74	27.94	2.81	8.28	19.51	1.85	1.99	17.05	4.14	100%
05/27/2020	8.93	7.63	27.80	2.82	8.28	19.31	1.81	1.92	17.32	4.19	100%
05/26/2020	9.02	7.49	27.79	2.86	8.47	19.09	1.80	2.00	17.05	4.43	100%
05/25/2020	9.22	7.66	27.54	2.95	8.67	18.65	1.73	1.89	17.01	4.67	100%
05/24/2020	9.20	7.35	27.91	2.98	8.88	18.39	1.67	1.80	17.00	4.82	100%
05/23/2020	9.24	7.26	28.25	2.90	9.05	18.05	1.64	1.79	17.13	4.69	100%
05/22/2020	9.15	7.20	28.50	2.79	9.31	17.98	1.47	1.68	16.88	5.05	100%
05/21/2020	9.35	6.76	28.82	2.76	9.47	17.47	1.47	1.41	17.18	5.29	100%
05/20/2020	9.53	6.74	27.89	2.66	9.21	18.42	1.49	1.36	17.57	5.12	100%
05/19/2020	9.63	6.65	27.12	2.52	9.47	19.17	1.45	0.92	17.88	5.19	100%
05/18/2020	10.30	6.84	26.67	2.60	9.52	19.39	1.21	0.78	17.66	5.02	100%
05/17/2020	10.39	6.99	26.87	2.10	9.19	20.88	1.10	0.40	16.68	5.39	100%
05/16/2020	10.39	6.99	26.87	2.10	9.19	20.88	1.10	0.40	16.68	5.39	100%
05/15/2020	10.39	6.99	26.87	2.10	9.19	20.88	1.10	0.40	16.68	5.39	100%
05/14/2020	10.39	6.99	26.87	2.10	9.19	20.88	1.10	0.40	16.68	5.39	100%
05/13/2020	10.39	6.99	26.87	2.10	9.19	20.88	1.10	0.40	16.68	5.39	100%
05/12/2020	10.39	6.99	26.87	2.10	9.19	20.88	1.10	0.40	16.68	5.39	100%
05/11/2020	11.02	6.83	28.14	1.80	8.38	20.48	0.12	0.00	17.13	6.11	100%
05/10/2020	11.20	6.19	29.26	1.84	7.19	19.57	0.17	0.00	18.73	5.85	100%
05/09/2020	10.70	6.99	28.38	1.75	7.21	19.87	0.00	0.00	19.21	5.90	100%
05/08/2020	10.45	7.09	25.75	1.87	6.72	20.15	0.00	0.00	20.90	7.09	100%

**Which of the following is applicable for you or the main wage earner of your family since the lockdown has been eased?**





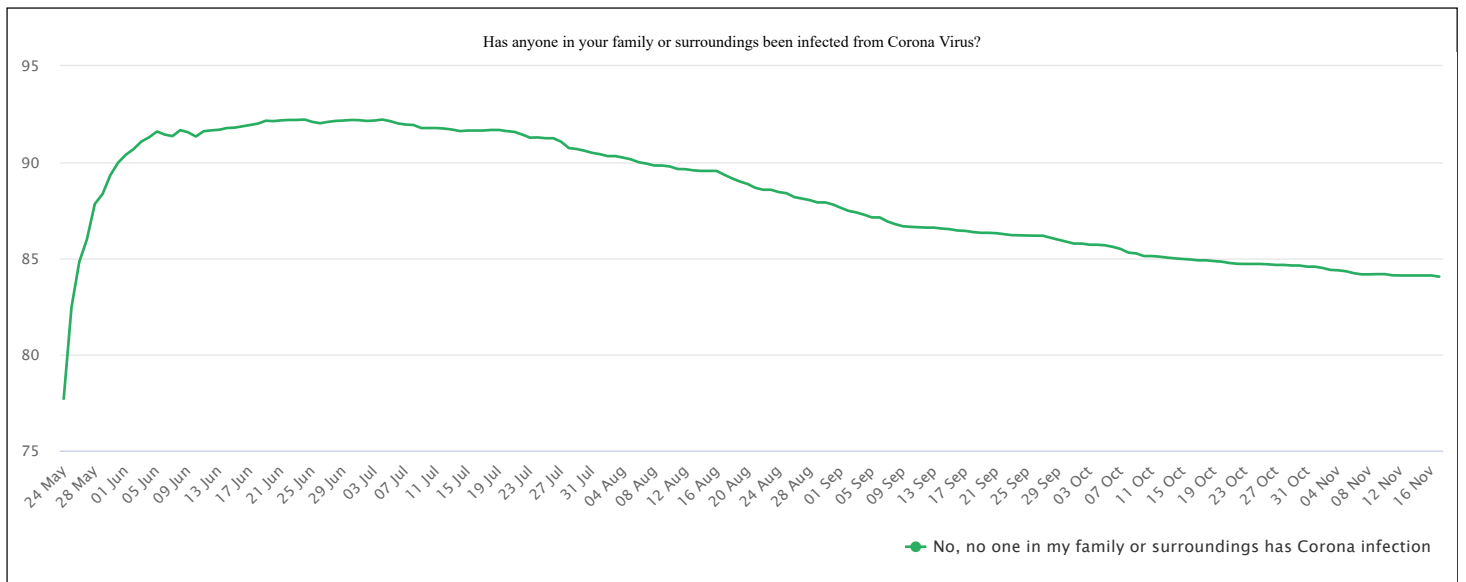
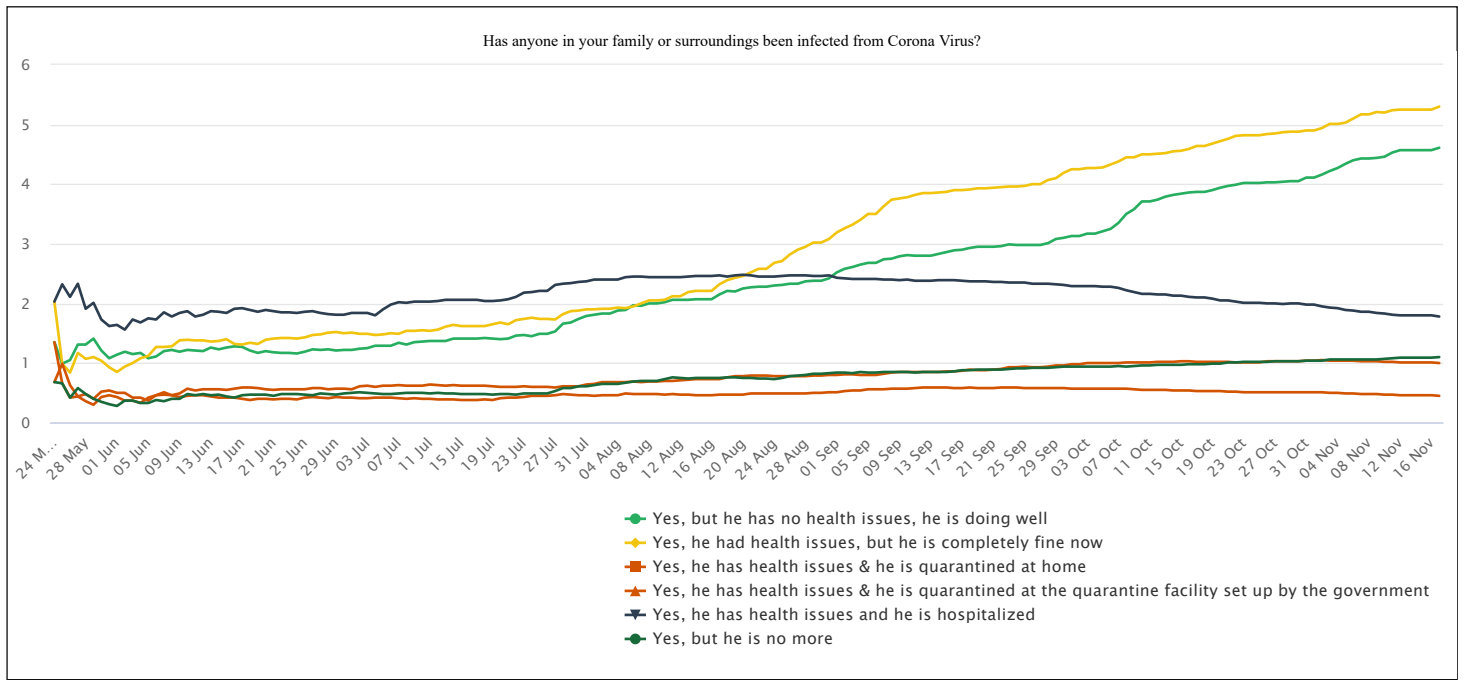
**Which of the following is applicable for you or the main wage earner of your family since the lockdown has been eased?**

Date	Still working from home with same salary/ income is same	Still working from home with salary cut/ income has decreased	Completely laid off/out of work	Was working full-time previously but doing part-time work now	Leave without pay/ work is halted, no income	Working under regulations and safety measures & income/salary is same	Working under regulations and safety measures & income/salary has decreased	Working under regulations and safety measures & there is no income/salary	Not working from home but getting full salary	Not working from home but getting deducted salary	Not applicable	Don't know/Can't say	Total
11/17/2020	4.61	6.15	14.55	2.41	3.62	20.81	28.93	4.14	2.38	1.45	8.91	2.03	100%
11/16/2020	4.62	6.17	14.60	2.43	3.64	20.84	28.80	4.13	2.38	1.44	8.90	2.04	100%
11/15/2020	4.62	6.17	14.60	2.43	3.64	20.84	28.80	4.13	2.38	1.44	8.90	2.04	100%
11/14/2020	4.62	6.17	14.60	2.43	3.64	20.84	28.80	4.13	2.38	1.44	8.90	2.04	100%
11/13/2020	4.62	6.17	14.60	2.43	3.64	20.84	28.80	4.13	2.38	1.44	8.90	2.04	100%
11/12/2020	4.62	6.17	14.60	2.43	3.64	20.84	28.80	4.13	2.38	1.44	8.90	2.04	100%
11/11/2020	4.64	6.18	14.72	2.44	3.69	20.84	28.62	4.11	2.36	1.43	8.92	2.05	100%
11/10/2020	4.66	6.22	14.82	2.44	3.73	20.80	28.44	4.10	2.34	1.44	8.93	2.06	100%
11/09/2020	4.65	6.24	14.86	2.45	3.74	20.80	28.39	4.10	2.33	1.44	8.92	2.07	100%
11/08/2020	4.66	6.28	14.94	2.46	3.78	20.82	28.24	4.05	2.29	1.44	8.95	2.08	100%
11/07/2020	4.66	6.28	14.94	2.46	3.78	20.82	28.24	4.05	2.29	1.44	8.95	2.08	100%
11/06/2020	4.67	6.30	15.01	2.47	3.81	20.84	28.14	3.99	2.28	1.43	9.00	2.08	100%
11/05/2020	4.66	6.32	15.11	2.48	3.85	20.87	27.94	3.95	2.26	1.43	9.03	2.10	100%
11/04/2020	4.70	6.32	15.22	2.49	3.89	20.89	27.78	3.89	2.22	1.41	9.08	2.10	100%
11/03/2020	4.71	6.35	15.33	2.51	3.91	20.90	27.59	3.86	2.22	1.42	9.10	2.10	100%
11/02/2020	4.75	6.36	15.39	2.51	3.94	20.89	27.47	3.81	2.22	1.44	9.13	2.10	100%
11/01/2020	4.79	6.34	15.49	2.53	3.97	20.91	27.32	3.79	2.19	1.44	9.13	2.11	100%
10/31/2020	4.79	6.34	15.49	2.53	3.97	20.91	27.32	3.79	2.19	1.44	9.13	2.11	100%
10/30/2020	4.84	6.34	15.58	2.54	4.01	20.94	27.09	3.80	2.17	1.44	9.13	2.11	100%
10/29/2020	4.84	6.34	15.58	2.54	4.01	20.94	27.09	3.80	2.17	1.44	9.13	2.11	100%
10/28/2020	4.85	6.37	15.61	2.54	4.02	20.97	27.04	3.75	2.18	1.43	9.12	2.12	100%
10/27/2020	4.86	6.38	15.64	2.54	4.02	21.00	27.01	3.68	2.17	1.44	9.14	2.12	100%
10/26/2020	4.86	6.38	15.64	2.54	4.02	21.01	27.00	3.65	2.17	1.44	9.15	2.12	100%
10/25/2020	4.85	6.40	15.67	2.56	4.04	21.02	26.89	3.66	2.18	1.45	9.16	2.13	100%
10/24/2020	4.85	6.40	15.67	2.56	4.04	21.02	26.89	3.66	2.18	1.45	9.16	2.13	100%
10/23/2020	4.85	6.40	15.67	2.56	4.04	21.02	26.89	3.66	2.18	1.45	9.16	2.13	100%
10/22/2020	4.88	6.42	15.72	2.58	4.08	21.03	26.72	3.63	2.19	1.45	9.18	2.13	100%
10/21/2020	4.90	6.43	15.77	2.59	4.11	21.03	26.59	3.59	2.21	1.46	9.21	2.12	100%
10/20/2020	4.90	6.43	15.83	2.59	4.13	21.07	26.46	3.58	2.20	1.44	9.23	2.12	100%
10/19/2020	4.93	6.43	15.92	2.62	4.17	21.10	26.32	3.58	2.16	1.42	9.20	2.14	100%
10/18/2020	5.00	6.42	16.04	2.62	4.22	21.12	26.15	3.55	2.15	1.43	9.17	2.14	100%
10/17/2020	5.00	6.42	16.04	2.62	4.22	21.12	26.15	3.55	2.15	1.43	9.17	2.14	100%
10/16/2020	5.02	6.42	16.10	2.62	4.24	21.14	26.01	3.52	2.16	1.44	9.19	2.15	100%
10/15/2020	5.05	6.44	16.16	2.63	4.25	21.13	25.86	3.49	2.17	1.45	9.22	2.16	100%
10/14/2020	5.06	6.45	16.19	2.63	4.25	21.14	25.78	3.48	2.17	1.45	9.25	2.16	100%
10/13/2020	5.09	6.48	16.23	2.62	4.24	21.17	25.67	3.43	2.18	1.46	9.26	2.17	100%
10/12/2020	5.09	6.49	16.29	2.62	4.28	21.24	25.54	3.38	2.18	1.47	9.25	2.18	100%
10/11/2020	5.11	6.50	16.35	2.60	4.31	21.27	25.39	3.31	2.20	1.48	9.29	2.19	100%
10/10/2020	5.11	6.50	16.35	2.60	4.31	21.27	25.39	3.31	2.20	1.48	9.29	2.19	100%
10/09/2020	5.18	6.52	16.50	2.62	4.37	21.30	25.11	3.25	2.17	1.47	9.27	2.23	100%
10/08/2020	5.20	6.56	16.61	2.63	4.39	21.32	24.94	3.23	2.15	1.46	9.27	2.25	100%
10/07/2020	5.24	6.60	16.71	2.66	4.45	21.43	24.69	3.15	2.14	1.42	9.24	2.26	100%
10/06/2020	5.29	6.59	16.84	2.68	4.51	21.48	24.49	3.06	2.12	1.43	9.23	2.28	100%
10/05/2020	5.27	6.60	16.89	2.68	4.52	21.52	24.38	3.03	2.13	1.44	9.26	2.28	100%
10/04/2020	5.29	6.61	16.92	2.69	4.54	21.49	24.31	3.02	2.14	1.45	9.28	2.28	100%
10/03/2020	5.29	6.61	16.92	2.69	4.54	21.49	24.31	3.02	2.14	1.45	9.28	2.28	100%
10/02/2020	5.31	6.63	16.97	2.70	4.57	21.50	24.18	2.97	2.11	1.46	9.30	2.30	100%
10/01/2020	5.31	6.63	16.97	2.70	4.57	21.50	24.18	2.97	2.11	1.46	9.30	2.30	100%
09/30/2020	5.35	6.66	17.03	2.71	4.60	21.54	23.98	2.92	2.13	1.47	9.32	2.30	100%
09/29/2020	5.33	6.67	17.08	2.71	4.61	21.59	23.91	2.86	2.13	1.47	9.29	2.32	100%
09/28/2020	5.35	6.71	17.13	2.71	4.62	21.65	23.77	2.82	2.15	1.48	9.28	2.33	100%
09/27/2020	5.35	6.73	17.19	2.69	4.64	21.66	23.74	2.76	2.16	1.49	9.26	2.33	100%
09/26/2020	5.35	6.73	17.19	2.69	4.64	21.66	23.74	2.76	2.16	1.49	9.26	2.33	100%

Date	Still working from home with same salary/ income is same	Still working from home with salary cut/ income has decreased	Completely laid off/out of work	Was working full-time previously but doing part-time work now	Leave without pay/ work is halted, no income	Working under regulations and safety measures & income/salary is same	Working under regulations and safety measures & income/salary has decreased	Working under regulations and safety measures & there is no income/salary	Not working from home but getting full salary	Not working from home but getting deducted salary	Not applicable	Don't know/Can't say	Total
09/25/2020	5.38	6.75	17.23	2.71	4.65	21.69	23.64	2.71	2.16	1.49	9.24	2.34	100%
09/24/2020	5.38	6.77	17.26	2.71	4.65	21.72	23.60	2.69	2.16	1.50	9.22	2.34	100%
09/23/2020	5.40	6.79	17.27	2.71	4.66	21.74	23.58	2.65	2.16	1.49	9.21	2.35	100%
09/22/2020	5.41	6.80	17.25	2.70	4.67	21.81	23.53	2.61	2.17	1.49	9.20	2.36	100%
09/21/2020	5.42	6.81	17.27	2.70	4.68	21.85	23.50	2.57	2.17	1.50	9.19	2.35	100%
09/20/2020	5.42	6.84	17.31	2.72	4.68	21.93	23.36	2.56	2.18	1.50	9.15	2.35	100%
09/19/2020	5.42	6.84	17.31	2.72	4.68	21.93	23.36	2.56	2.18	1.50	9.15	2.35	100%
09/18/2020	5.42	6.85	17.31	2.72	4.69	21.95	23.30	2.54	2.19	1.51	9.15	2.36	100%
09/17/2020	5.43	6.87	17.33	2.73	4.71	21.96	23.23	2.52	2.20	1.51	9.16	2.35	100%
09/16/2020	5.43	6.88	17.34	2.74	4.71	22.00	23.18	2.48	2.21	1.52	9.17	2.35	100%
09/15/2020	5.43	6.89	17.35	2.75	4.73	22.04	23.13	2.41	2.21	1.52	9.19	2.35	100%
09/14/2020	5.43	6.89	17.38	2.76	4.73	22.06	23.07	2.37	2.22	1.52	9.20	2.36	100%
09/13/2020	5.43	6.88	17.42	2.76	4.73	22.11	22.98	2.35	2.21	1.52	9.22	2.37	100%
09/12/2020	5.43	6.88	17.42	2.76	4.73	22.11	22.98	2.35	2.21	1.52	9.22	2.37	100%
09/11/2020	5.42	6.88	17.43	2.77	4.73	22.14	22.94	2.36	2.21	1.52	9.25	2.36	100%
09/10/2020	5.45	6.89	17.52	2.78	4.74	22.21	22.77	2.32	2.21	1.51	9.20	2.38	100%
09/09/2020	5.45	6.91	17.52	2.78	4.74	22.25	22.73	2.31	2.22	1.52	9.19	2.38	100%
09/08/2020	5.46	6.94	17.50	2.79	4.74	22.30	22.69	2.27	2.23	1.52	9.18	2.38	100%
09/07/2020	5.48	6.97	17.55	2.81	4.73	22.34	22.57	2.24	2.23	1.54	9.16	2.39	100%
09/06/2020	5.52	6.97	17.75	2.83	4.77	22.40	22.24	2.19	2.20	1.53	9.22	2.37	100%
09/05/2020	5.52	6.97	17.75	2.83	4.77	22.40	22.24	2.19	2.20	1.53	9.22	2.37	100%
09/04/2020	5.54	7.04	17.98	2.85	4.81	22.42	21.89	2.17	2.18	1.53	9.22	2.37	100%
09/03/2020	5.56	7.13	18.18	2.87	4.85	22.48	21.49	2.14	2.16	1.52	9.28	2.33	100%
09/02/2020	5.61	7.18	18.37	2.90	4.93	22.61	21.01	2.09	2.14	1.51	9.34	2.32	100%
09/01/2020	5.63	7.18	18.44	2.91	4.95	22.78	20.73	2.05	2.12	1.48	9.40	2.33	100%
08/31/2020	5.67	7.20	18.55	2.93	4.99	22.93	20.30	2.05	2.11	1.50	9.41	2.34	100%
08/30/2020	5.69	7.22	18.70	2.95	5.06	23.02	19.88	2.03	2.10	1.51	9.48	2.37	100%
08/29/2020	5.69	7.22	18.70	2.95	5.06	23.02	19.88	2.03	2.10	1.51	9.48	2.37	100%
08/28/2020	5.70	7.24	18.77	2.95	5.10	23.03	19.64	2.05	2.12	1.52	9.54	2.36	100%
08/27/2020	5.74	7.24	18.92	2.95	5.12	23.05	19.33	2.04	2.11	1.54	9.61	2.35	100%
08/26/2020	5.78	7.25	18.98	2.98	5.21	23.00	19.08	2.00	2.13	1.55	9.68	2.36	100%
08/25/2020	5.86	7.31	19.08	2.97	5.27	23.02	18.71	1.99	2.15	1.58	9.73	2.34	100%
08/24/2020	5.89	7.33	19.17	2.98	5.26	23.03	18.55	1.95	2.16	1.60	9.74	2.35	100%
08/23/2020	5.91	7.35	19.27	2.98	5.30	23.12	18.28	1.92	2.17	1.61	9.79	2.30	100%
08/22/2020	5.91	7.35	19.27	2.98	5.30	23.12	18.28	1.92	2.17	1.61	9.79	2.30	100%
08/21/2020	5.96	7.38	19.36	3.00	5.38	23.12	18.01	1.88	2.16	1.63	9.85	2.26	100%
08/20/2020	6.04	7.42	19.48	3.01	5.47	23.22	17.61	1.86	2.18	1.66	9.90	2.17	100%
08/19/2020	6.11	7.50	19.57	3.03	5.54	23.25	17.23	1.86	2.18	1.68	9.95	2.10	100%
08/18/2020	6.16	7.51	19.64	3.02	5.59	23.32	17.01	1.85	2.19	1.70	9.98	2.02	100%
08/17/2020	6.23	7.56	19.77	3.04	5.60	23.43	16.61	1.84	2.21	1.71	9.97	2.03	100%
08/16/2020	6.32	7.64	19.92	3.04	5.64	23.48	16.12	1.78	2.21	1.74	10.06	2.05	100%
08/15/2020	6.32	7.64	19.92	3.04	5.64	23.48	16.12	1.78	2.21	1.74	10.06	2.05	100%
08/14/2020	6.32	7.64	19.92	3.04	5.64	23.48	16.12	1.78	2.21	1.74	10.06	2.05	100%
08/13/2020	6.39	7.66	19.99	3.04	5.68	23.61	15.67	1.76	2.24	1.77	10.13	2.08	100%
08/12/2020	6.44	7.71	20.16	3.07	5.75	23.69	15.07	1.76	2.28	1.79	10.21	2.07	100%
08/11/2020	6.48	7.74	20.28	3.08	5.80	23.79	14.71	1.71	2.31	1.77	10.24	2.09	100%
08/10/2020	6.51	7.77	20.34	3.09	5.85	23.91	14.41	1.69	2.31	1.79	10.27	2.09	100%
08/09/2020	6.54	7.79	20.37	3.09	5.81	23.94	14.29	1.69	2.32	1.80	10.26	2.10	100%
08/08/2020	6.54	7.79	20.37	3.09	5.81	23.94	14.29	1.69	2.32	1.80	10.26	2.10	100%
08/07/2020	6.58	7.82	20.41	3.09	5.78	23.99	14.13	1.67	2.33	1.80	10.28	2.11	100%
08/06/2020	6.60	7.80	20.49	3.12	5.74	24.12	13.88	1.66	2.35	1.82	10.31	2.12	100%
08/05/2020	6.62	7.78	20.52	3.15	5.73	24.20	13.67	1.65	2.36	1.83	10.37	2.12	100%
08/04/2020	6.63	7.79	20.54	3.17	5.70	24.33	13.37	1.66	2.39	1.85	10.42	2.14	100%
08/03/2020	6.66	7.80	20.61	3.19	5.69	24.40	13.12	1.62	2.42	1.87	10.46	2.15	100%
08/02/2020	6.66	7.80	20.61	3.19	5.69	24.40	13.12	1.62	2.42	1.87	10.46	2.15	100%

Date	Still working from home with same salary/ income is same	Still working from home with salary cut/ income has decreased	Completely laid off/out of work	Was working full-time previously but doing part-time work now	Leave without pay/ work is halted, no income	Working under regulations and safety measures & income/salary is same	Working under regulations and safety measures & income/salary has decreased	Working under regulations and safety measures & there is no income/salary	Not working from home but getting full salary	Not working from home but getting deducted salary	Not applicable	Don't know/Can't say	Total
08/01/2020	6.69	7.82	20.75	3.21	5.67	24.39	12.95	1.62	2.43	1.89	10.48	2.12	100%
07/31/2020	6.72	7.88	20.84	3.23	5.67	24.51	12.54	1.58	2.42	1.92	10.56	2.13	100%
07/30/2020	6.78	7.95	21.00	3.23	5.75	24.62	11.84	1.51	2.45	1.95	10.75	2.16	100%
07/29/2020	6.83	7.95	21.10	3.24	5.77	24.70	11.49	1.49	2.47	1.97	10.82	2.17	100%
07/28/2020	6.89	7.97	21.20	3.26	5.81	24.87	10.94	1.46	2.50	2.00	10.95	2.18	100%
07/27/2020	6.93	7.98	21.34	3.27	5.85	25.06	10.31	1.42	2.54	2.03	11.10	2.17	100%
07/26/2020	6.99	8.06	21.47	3.30	5.94	25.27	9.60	1.36	2.52	2.07	11.23	2.19	100%
07/25/2020	6.99	8.06	21.47	3.30	5.94	25.27	9.60	1.36	2.52	2.07	11.23	2.19	100%
07/24/2020	7.04	8.04	21.55	3.31	5.97	25.53	9.01	1.29	2.55	2.11	11.38	2.22	100%
07/23/2020	7.08	8.03	21.59	3.29	6.04	25.65	8.69	1.26	2.54	2.13	11.49	2.21	100%
07/22/2020	7.09	8.00	21.57	3.31	6.12	25.92	8.33	1.20	2.53	2.12	11.63	2.19	100%
07/21/2020	7.17	7.91	21.57	3.33	6.23	26.08	7.91	1.16	2.50	2.13	11.80	2.21	100%
07/20/2020	7.20	7.97	21.60	3.30	6.29	26.13	7.67	1.16	2.52	2.11	11.83	2.22	100%
07/19/2020	7.25	7.94	21.70	3.32	6.27	26.26	7.32	1.13	2.51	2.14	11.91	2.24	100%
07/18/2020	7.30	7.94	21.77	3.34	6.33	26.25	7.14	1.12	2.49	2.14	11.94	2.26	100%
07/17/2020	7.31	7.97	21.88	3.35	6.36	26.30	6.90	1.06	2.48	2.13	11.98	2.28	100%
07/16/2020	7.31	7.97	21.88	3.35	6.36	26.30	6.90	1.06	2.48	2.13	11.98	2.28	100%
07/15/2020	7.31	7.98	21.88	3.35	6.36	26.30	6.89	1.06	2.48	2.13	11.98	2.28	100%
07/14/2020	7.31	8.00	21.90	3.36	6.38	26.34	6.71	1.05	2.48	2.14	12.05	2.29	100%
07/13/2020	7.30	8.03	21.97	3.35	6.42	26.37	6.57	1.03	2.49	2.15	12.04	2.28	100%
07/12/2020	7.32	8.03	22.03	3.36	6.45	26.44	6.36	1.01	2.49	2.15	12.08	2.28	100%
07/11/2020	7.31	8.07	22.07	3.33	6.49	26.51	6.11	0.99	2.51	2.16	12.17	2.28	100%
07/10/2020	7.34	8.10	22.17	3.30	6.54	26.48	5.94	0.97	2.49	2.16	12.21	2.28	100%
07/09/2020	7.40	8.14	22.28	3.30	6.62	26.54	5.60	0.90	2.48	2.17	12.29	2.28	100%
07/08/2020	7.40	8.12	22.39	3.29	6.67	26.63	5.36	0.90	2.50	2.19	12.33	2.24	100%
07/07/2020	7.44	8.17	22.47	3.25	6.74	26.74	4.91	0.84	2.51	2.21	12.45	2.27	100%
07/06/2020	7.48	8.21	22.57	3.30	6.74	26.88	4.47	0.79	2.51	2.22	12.55	2.28	100%
07/05/2020	7.54	8.16	22.77	3.24	6.80	26.81	4.17	0.76	2.52	2.23	12.69	2.31	100%
07/04/2020	7.58	8.19	22.87	3.24	6.85	26.73	3.94	0.65	2.50	2.25	12.87	2.33	100%
07/03/2020	7.66	8.25	22.95	3.22	6.95	26.73	3.55	0.60	2.48	2.26	13.01	2.34	100%
07/02/2020	7.66	8.24	23.09	3.19	7.01	26.78	3.27	0.52	2.48	2.27	13.15	2.33	100%
07/01/2020	7.69	8.26	23.11	3.19	7.04	26.82	3.10	0.50	2.47	2.23	13.24	2.34	100%
06/30/2020	7.75	8.29	23.14	3.16	7.08	26.92	2.77	0.50	2.49	2.24	13.31	2.35	100%
06/29/2020	7.81	8.29	23.24	3.14	7.08	26.98	2.47	0.45	2.50	2.24	13.41	2.38	100%
06/28/2020	7.88	8.34	23.33	3.15	7.19	27.03	2.13	0.38	2.52	2.23	13.46	2.36	100%
06/27/2020	7.92	8.34	23.33	3.17	7.25	27.09	1.90	0.33	2.50	2.23	13.61	2.33	100%
06/26/2020	8.00	8.31	23.62	3.15	7.40	27.21	1.21	0.26	2.53	2.28	13.71	2.31	100%
06/25/2020	8.08	8.33	23.87	3.18	7.50	27.48	0.36	0.16	2.58	2.29	13.83	2.34	100%
06/24/2020	8.11	8.26	23.94	3.22	7.59	27.69	0.11	0.04	2.59	2.31	13.78	2.37	100%

**Cumulative: Has anyone in your family or surroundings been infected from Corona Virus?**



**Cumulative: Has anyone in your family or surroundings been infected from Corona Virus?**

Date	Yes, but he has no health issues, he is doing well	Yes, he had health issues, but he is completely fine now	Yes, he has health issues & he is quarantined at home	Yes, he has health issues & he is quarantined at the quarantine facility set up by the government	Yes, he has health issues and he is hospitalized	Yes, but he is no more	No, no one in my family or surroundings has Corona infection	Don't know/Can't say	Total
11/17/2020	4.61	5.30	1.00	0.45	1.78	1.10	84.05	1.71	100%
11/16/2020	4.57	5.25	1.01	0.46	1.80	1.09	84.11	1.72	100%
11/15/2020	4.57	5.25	1.01	0.46	1.80	1.09	84.11	1.72	100%
11/14/2020	4.57	5.25	1.01	0.46	1.80	1.09	84.11	1.72	100%
11/13/2020	4.57	5.25	1.01	0.46	1.80	1.09	84.11	1.72	100%
11/12/2020	4.57	5.25	1.01	0.46	1.80	1.09	84.11	1.72	100%
11/11/2020	4.53	5.24	1.02	0.47	1.81	1.08	84.12	1.74	100%
11/10/2020	4.46	5.20	1.02	0.47	1.83	1.07	84.18	1.76	100%
11/09/2020	4.44	5.21	1.03	0.48	1.84	1.06	84.18	1.76	100%
11/08/2020	4.43	5.17	1.03	0.48	1.86	1.06	84.17	1.79	100%
11/07/2020	4.43	5.17	1.03	0.48	1.86	1.06	84.17	1.79	100%
11/06/2020	4.40	5.10	1.04	0.49	1.88	1.06	84.23	1.80	100%
11/05/2020	4.34	5.03	1.04	0.49	1.89	1.06	84.33	1.82	100%
11/04/2020	4.27	5.01	1.04	0.50	1.92	1.06	84.38	1.83	100%
11/03/2020	4.22	5.01	1.04	0.50	1.93	1.06	84.40	1.84	100%
11/02/2020	4.16	4.94	1.05	0.51	1.95	1.04	84.50	1.85	100%
11/01/2020	4.11	4.90	1.04	0.51	1.98	1.04	84.57	1.86	100%
10/31/2020	4.11	4.90	1.04	0.51	1.98	1.04	84.57	1.86	100%
10/30/2020	4.05	4.88	1.03	0.51	2.00	1.03	84.63	1.87	100%
10/29/2020	4.05	4.88	1.03	0.51	2.00	1.03	84.63	1.87	100%
10/28/2020	4.04	4.87	1.03	0.51	1.99	1.03	84.66	1.88	100%
10/27/2020	4.03	4.85	1.03	0.51	2.00	1.03	84.66	1.88	100%
10/26/2020	4.03	4.84	1.03	0.51	2.00	1.02	84.69	1.89	100%
10/25/2020	4.02	4.82	1.01	0.51	2.01	1.02	84.71	1.89	100%
10/24/2020	4.02	4.82	1.01	0.51	2.01	1.02	84.71	1.89	100%
10/23/2020	4.02	4.82	1.01	0.51	2.01	1.02	84.71	1.89	100%
10/22/2020	3.99	4.81	1.01	0.52	2.03	1.01	84.72	1.90	100%
10/21/2020	3.97	4.76	1.02	0.52	2.05	1.01	84.76	1.91	100%
10/20/2020	3.94	4.72	1.02	0.53	2.05	0.99	84.83	1.92	100%
10/19/2020	3.90	4.68	1.02	0.53	2.08	0.99	84.86	1.94	100%
10/18/2020	3.87	4.64	1.02	0.53	2.10	0.98	84.90	1.95	100%
10/17/2020	3.87	4.64	1.02	0.53	2.10	0.98	84.90	1.95	100%
10/16/2020	3.86	4.59	1.03	0.54	2.11	0.98	84.94	1.95	100%
10/15/2020	3.84	4.56	1.03	0.54	2.13	0.97	84.97	1.96	100%
10/14/2020	3.82	4.55	1.02	0.54	2.13	0.97	85.00	1.96	100%
10/13/2020	3.79	4.52	1.02	0.55	2.15	0.97	85.04	1.97	100%
10/12/2020	3.74	4.51	1.02	0.55	2.15	0.97	85.09	1.98	100%
10/11/2020	3.71	4.50	1.01	0.55	2.16	0.96	85.12	1.99	100%
10/10/2020	3.71	4.50	1.01	0.55	2.16	0.96	85.12	1.99	100%
10/09/2020	3.58	4.45	1.01	0.56	2.19	0.95	85.26	1.99	100%
10/08/2020	3.50	4.45	1.01	0.57	2.22	0.94	85.30	2.00	100%
10/07/2020	3.35	4.38	1.00	0.57	2.26	0.95	85.49	2.01	100%
10/06/2020	3.25	4.33	1.00	0.57	2.28	0.94	85.60	2.03	100%
10/05/2020	3.21	4.28	1.00	0.57	2.28	0.94	85.68	2.04	100%
10/04/2020	3.17	4.27	1.00	0.57	2.29	0.94	85.71	2.05	100%
10/03/2020	3.17	4.27	1.00	0.57	2.29	0.94	85.71	2.05	100%
10/02/2020	3.13	4.25	0.98	0.57	2.29	0.94	85.77	2.05	100%
10/01/2020	3.13	4.25	0.98	0.57	2.29	0.94	85.77	2.05	100%
09/30/2020	3.10	4.19	0.96	0.58	2.31	0.94	85.87	2.05	100%
09/29/2020	3.08	4.10	0.96	0.58	2.32	0.93	85.97	2.06	100%
09/28/2020	3.01	4.07	0.94	0.58	2.33	0.92	86.07	2.07	100%
09/27/2020	2.98	4.00	0.93	0.58	2.33	0.92	86.18	2.07	100%
09/26/2020	2.98	4.00	0.93	0.58	2.33	0.92	86.18	2.07	100%
09/25/2020	2.98	3.97	0.94	0.58	2.35	0.91	86.19	2.08	100%
09/24/2020	2.98	3.96	0.93	0.59	2.35	0.91	86.20	2.08	100%
09/23/2020	2.99	3.96	0.93	0.59	2.35	0.90	86.21	2.09	100%

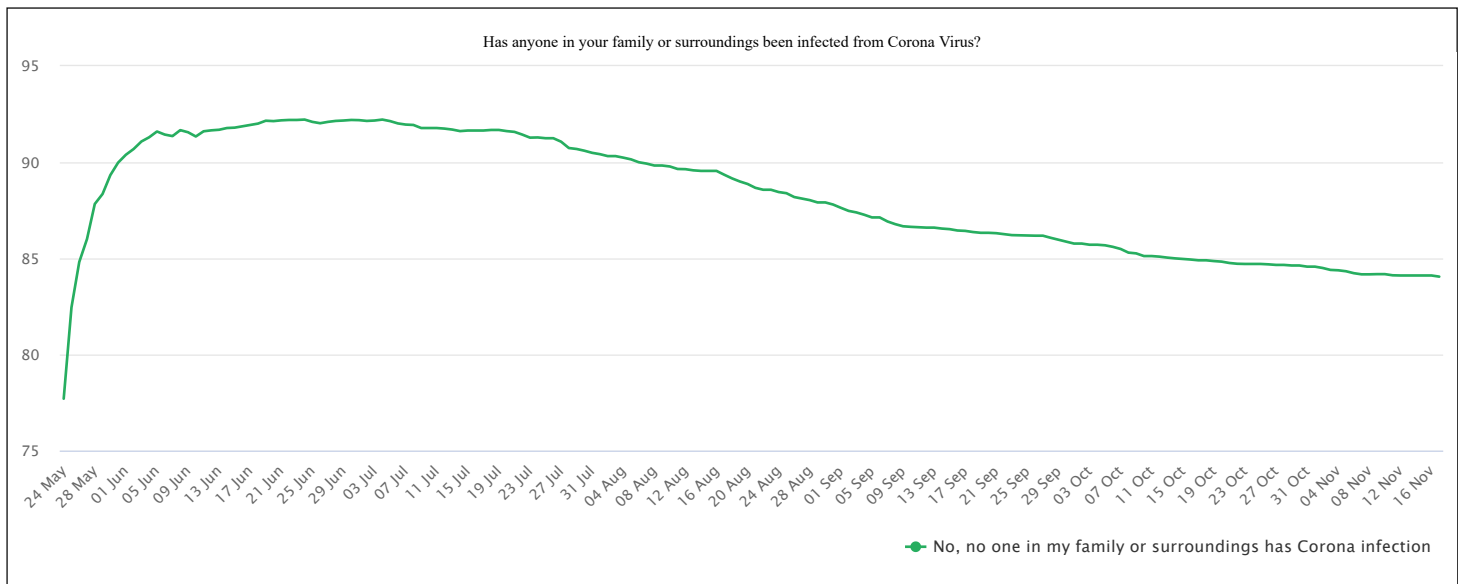
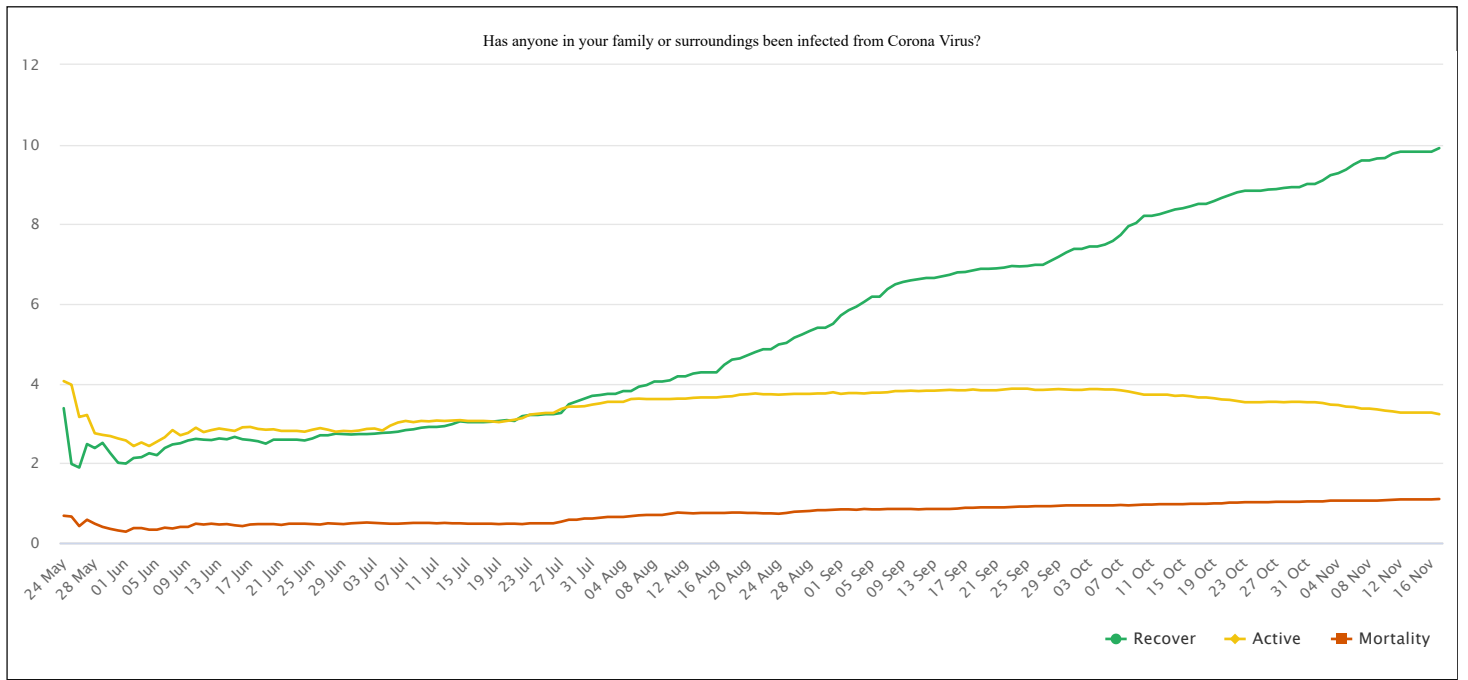
Date	Yes, but he has no health issues, he is doing well	Yes, he had health issues, but he is completely fine now	Yes, he has health issues & he is quarantined at home	Yes, he has health issues & he is quarantined at the quarantine facility set up by the government	Yes, he has health issues and he is hospitalized	Yes, but he is no more	No, no one in my family or surroundings has Corona infection	Don't know/Can't say	Total
09/22/2020	2.96	3.95	0.90	0.59	2.36	0.89	86.26	2.09	100%
09/21/2020	2.95	3.94	0.89	0.58	2.36	0.89	86.31	2.09	100%
09/20/2020	2.95	3.93	0.88	0.58	2.37	0.89	86.33	2.08	100%
09/19/2020	2.95	3.93	0.88	0.58	2.37	0.89	86.33	2.08	100%
09/18/2020	2.93	3.91	0.89	0.59	2.37	0.88	86.37	2.08	100%
09/17/2020	2.90	3.90	0.87	0.58	2.38	0.88	86.43	2.07	100%
09/16/2020	2.89	3.90	0.86	0.58	2.39	0.86	86.45	2.07	100%
09/15/2020	2.86	3.87	0.86	0.59	2.39	0.85	86.52	2.07	100%
09/14/2020	2.83	3.86	0.85	0.59	2.39	0.85	86.55	2.08	100%
09/13/2020	2.80	3.85	0.85	0.59	2.38	0.85	86.60	2.09	100%
09/12/2020	2.80	3.85	0.85	0.59	2.38	0.85	86.60	2.09	100%
09/11/2020	2.80	3.82	0.85	0.58	2.38	0.84	86.62	2.09	100%
09/10/2020	2.81	3.78	0.85	0.57	2.40	0.85	86.64	2.10	100%
09/09/2020	2.79	3.76	0.85	0.57	2.39	0.85	86.67	2.11	100%
09/08/2020	2.75	3.74	0.84	0.57	2.40	0.85	86.78	2.08	100%
09/07/2020	2.74	3.63	0.82	0.56	2.40	0.85	86.92	2.07	100%
09/06/2020	2.68	3.50	0.80	0.56	2.41	0.84	87.13	2.07	100%
09/05/2020	2.68	3.50	0.80	0.56	2.41	0.84	87.13	2.07	100%
09/04/2020	2.65	3.40	0.80	0.54	2.41	0.85	87.27	2.08	100%
09/03/2020	2.61	3.32	0.81	0.54	2.41	0.83	87.39	2.10	100%
09/02/2020	2.58	3.26	0.81	0.53	2.42	0.84	87.47	2.10	100%
09/01/2020	2.52	3.19	0.80	0.51	2.43	0.84	87.63	2.09	100%
08/31/2020	2.42	3.08	0.80	0.51	2.47	0.83	87.80	2.10	100%
08/30/2020	2.38	3.02	0.79	0.50	2.46	0.82	87.91	2.12	100%
08/29/2020	2.38	3.02	0.79	0.50	2.46	0.82	87.91	2.12	100%
08/28/2020	2.37	2.95	0.78	0.49	2.47	0.80	88.03	2.12	100%
08/27/2020	2.33	2.90	0.78	0.49	2.47	0.79	88.11	2.12	100%
08/26/2020	2.33	2.82	0.78	0.49	2.47	0.78	88.19	2.14	100%
08/25/2020	2.31	2.71	0.78	0.49	2.46	0.75	88.39	2.11	100%
08/24/2020	2.30	2.68	0.78	0.49	2.45	0.73	88.45	2.12	100%
08/23/2020	2.28	2.58	0.79	0.49	2.45	0.74	88.57	2.11	100%
08/22/2020	2.28	2.58	0.79	0.49	2.45	0.74	88.57	2.11	100%
08/21/2020	2.27	2.52	0.79	0.49	2.47	0.75	88.67	2.04	100%
08/20/2020	2.25	2.46	0.78	0.47	2.48	0.75	88.87	1.95	100%
08/19/2020	2.20	2.43	0.78	0.47	2.47	0.76	89.00	1.89	100%
08/18/2020	2.21	2.39	0.76	0.47	2.45	0.76	89.16	1.80	100%
08/17/2020	2.15	2.32	0.73	0.47	2.47	0.75	89.35	1.77	100%
08/16/2020	2.07	2.21	0.73	0.46	2.46	0.75	89.55	1.77	100%
08/15/2020	2.07	2.21	0.73	0.46	2.46	0.75	89.55	1.77	100%
08/14/2020	2.07	2.21	0.73	0.46	2.46	0.75	89.55	1.77	100%
08/13/2020	2.06	2.19	0.72	0.47	2.45	0.74	89.58	1.79	100%
08/12/2020	2.06	2.12	0.71	0.47	2.44	0.75	89.64	1.80	100%
08/11/2020	2.06	2.12	0.70	0.48	2.44	0.76	89.65	1.80	100%
08/10/2020	2.02	2.06	0.70	0.47	2.44	0.73	89.78	1.80	100%
08/09/2020	2.00	2.05	0.69	0.48	2.44	0.70	89.83	1.80	100%
08/08/2020	2.00	2.05	0.69	0.48	2.44	0.70	89.83	1.80	100%
08/07/2020	1.96	2.00	0.68	0.48	2.45	0.70	89.93	1.80	100%
08/06/2020	1.97	1.95	0.69	0.48	2.45	0.69	90.00	1.77	100%
08/05/2020	1.89	1.92	0.68	0.49	2.44	0.67	90.15	1.76	100%
08/04/2020	1.88	1.93	0.68	0.46	2.40	0.65	90.24	1.74	100%
08/03/2020	1.83	1.91	0.68	0.46	2.40	0.65	90.32	1.75	100%
08/02/2020	1.83	1.91	0.68	0.46	2.40	0.65	90.32	1.75	100%
08/01/2020	1.81	1.90	0.65	0.45	2.40	0.63	90.42	1.74	100%
07/31/2020	1.79	1.90	0.64	0.46	2.37	0.61	90.49	1.73	100%
07/30/2020	1.74	1.88	0.61	0.46	2.36	0.61	90.60	1.74	100%
07/29/2020	1.68	1.87	0.61	0.47	2.34	0.58	90.69	1.76	100%
07/28/2020	1.66	1.82	0.61	0.48	2.33	0.58	90.74	1.78	100%
07/27/2020	1.53	1.73	0.59	0.46	2.31	0.53	91.07	1.78	100%

Date	Yes, but he has no health issues, he is doing well	Yes, he had health issues, but he is completely fine now	Yes, he has health issues & he is quarantined at home	Yes, he has health issues & he is quarantined at the quarantine facility set up by the government	Yes, he has health issues and he is hospitalized	Yes, but he is no more	No, no one in my family or surroundings has Corona infection	Don't know/Can't say	Total
07/26/2020	1.49	1.74	0.60	0.45	2.21	0.49	91.25	1.77	100%
07/25/2020	1.49	1.74	0.60	0.45	2.21	0.49	91.25	1.77	100%
07/24/2020	1.45	1.76	0.60	0.45	2.19	0.49	91.29	1.79	100%
07/23/2020	1.47	1.74	0.61	0.43	2.18	0.49	91.28	1.80	100%
07/22/2020	1.46	1.72	0.60	0.42	2.11	0.47	91.44	1.76	100%
07/21/2020	1.41	1.65	0.60	0.42	2.07	0.48	91.58	1.80	100%
07/20/2020	1.40	1.68	0.60	0.41	2.05	0.48	91.62	1.76	100%
07/19/2020	1.41	1.65	0.61	0.38	2.04	0.47	91.68	1.75	100%
07/18/2020	1.42	1.62	0.62	0.39	2.04	0.48	91.68	1.75	100%
07/17/2020	1.41	1.62	0.62	0.38	2.06	0.48	91.65	1.76	100%
07/16/2020	1.41	1.62	0.62	0.38	2.06	0.48	91.65	1.76	100%
07/15/2020	1.41	1.62	0.62	0.38	2.06	0.48	91.65	1.76	100%
07/14/2020	1.41	1.64	0.63	0.39	2.06	0.49	91.62	1.77	100%
07/13/2020	1.37	1.61	0.62	0.39	2.06	0.49	91.70	1.76	100%
07/12/2020	1.37	1.56	0.63	0.39	2.04	0.50	91.75	1.76	100%
07/11/2020	1.37	1.54	0.64	0.40	2.03	0.49	91.78	1.76	100%
07/10/2020	1.36	1.55	0.62	0.40	2.03	0.50	91.78	1.76	100%
07/09/2020	1.35	1.54	0.62	0.41	2.03	0.50	91.78	1.77	100%
07/08/2020	1.31	1.54	0.62	0.40	2.01	0.50	91.94	1.68	100%
07/07/2020	1.34	1.49	0.63	0.41	2.02	0.49	91.96	1.66	100%
07/06/2020	1.29	1.50	0.62	0.42	1.98	0.48	92.02	1.69	100%
07/05/2020	1.29	1.48	0.62	0.42	1.90	0.48	92.14	1.68	100%
07/04/2020	1.29	1.47	0.60	0.42	1.80	0.49	92.22	1.71	100%
07/03/2020	1.25	1.49	0.62	0.41	1.84	0.50	92.17	1.73	100%
07/02/2020	1.24	1.49	0.61	0.41	1.84	0.51	92.15	1.76	100%
07/01/2020	1.22	1.51	0.56	0.42	1.84	0.50	92.19	1.76	100%
06/30/2020	1.22	1.50	0.57	0.42	1.81	0.49	92.20	1.78	100%
06/29/2020	1.21	1.52	0.57	0.43	1.81	0.47	92.17	1.81	100%
06/28/2020	1.23	1.51	0.56	0.41	1.82	0.48	92.15	1.83	100%
06/27/2020	1.22	1.48	0.58	0.42	1.84	0.49	92.10	1.87	100%
06/26/2020	1.23	1.47	0.58	0.43	1.87	0.46	92.03	1.92	100%
06/25/2020	1.19	1.43	0.56	0.42	1.86	0.47	92.10	1.97	100%
06/24/2020	1.16	1.41	0.56	0.39	1.84	0.48	92.22	1.94	100%
06/23/2020	1.17	1.42	0.56	0.40	1.85	0.48	92.20	1.93	100%
06/22/2020	1.17	1.42	0.56	0.40	1.85	0.48	92.20	1.93	100%
06/21/2020	1.18	1.41	0.55	0.39	1.87	0.45	92.18	1.97	100%
06/20/2020	1.20	1.39	0.56	0.40	1.89	0.47	92.14	1.96	100%
06/19/2020	1.17	1.32	0.58	0.40	1.86	0.47	92.16	2.04	100%
06/18/2020	1.21	1.34	0.59	0.38	1.89	0.47	92.01	2.10	100%
06/17/2020	1.27	1.31	0.59	0.40	1.92	0.46	91.94	2.12	100%
06/16/2020	1.28	1.32	0.57	0.42	1.91	0.42	91.87	2.22	100%
06/15/2020	1.26	1.40	0.55	0.42	1.84	0.44	91.80	2.28	100%
06/14/2020	1.23	1.37	0.56	0.42	1.86	0.47	91.78	2.30	100%
06/13/2020	1.26	1.36	0.56	0.44	1.87	0.46	91.69	2.38	100%
06/12/2020	1.20	1.38	0.56	0.46	1.81	0.48	91.66	2.45	100%
06/11/2020	1.21	1.38	0.54	0.46	1.78	0.46	91.61	2.56	100%
06/10/2020	1.22	1.39	0.57	0.45	1.87	0.48	91.34	2.69	100%
06/09/2020	1.19	1.38	0.49	0.43	1.84	0.40	91.56	2.72	100%
06/08/2020	1.22	1.28	0.46	0.46	1.78	0.40	91.67	2.73	100%
06/07/2020	1.20	1.27	0.51	0.47	1.85	0.36	91.36	2.98	100%
06/06/2020	1.11	1.27	0.46	0.46	1.73	0.38	91.44	3.15	100%
06/05/2020	1.08	1.12	0.42	0.37	1.75	0.33	91.60	3.33	100%
06/04/2020	1.17	1.08	0.33	0.42	1.68	0.33	91.30	3.69	100%
06/03/2020	1.15	1.00	0.37	0.42	1.73	0.37	91.08	3.88	100%
06/02/2020	1.19	0.94	0.37	0.50	1.56	0.37	90.69	4.37	100%
06/01/2020	1.14	0.85	0.43	0.50	1.64	0.28	90.39	4.77	100%
05/31/2020	1.08	0.93	0.46	0.54	1.62	0.31	89.98	5.09	100%
05/30/2020	1.21	1.04	0.43	0.52	1.73	0.35	89.33	5.38	100%

Date	Yes, but he has no health issues, he is doing well	Yes, he had health issues, but he is completely fine now	Yes, he has health issues & he is quarantined at home	Yes, he has health issues & he is quarantined at the quarantine facility set up by the government	Yes, he has health issues and he is hospitalized	Yes, but he is no more	No, no one in my family or surroundings has Corona infection	Don't know/Can't say	Total
05/29/2020	1.41	1.10	0.30	0.40	2.01	0.40	88.35	6.02	100%
05/28/2020	1.31	1.07	0.36	0.48	1.91	0.48	87.83	6.56	100%
05/27/2020	1.31	1.17	0.44	0.44	2.33	0.58	86.01	7.73	100%
05/26/2020	1.05	0.84	0.42	0.63	2.11	0.42	84.81	9.70	100%
05/25/2020	0.99	0.99	0.66	0.99	2.32	0.66	82.45	10.93	100%
05/24/2020	1.35	2.03	1.35	0.68	2.03	0.68	77.70	14.19	100%



**Cumulative: Has anyone in your family or surroundings been infected from Corona Virus?**



**Cumulative: Has anyone in your family or surroundings been infected from Corona Virus?**

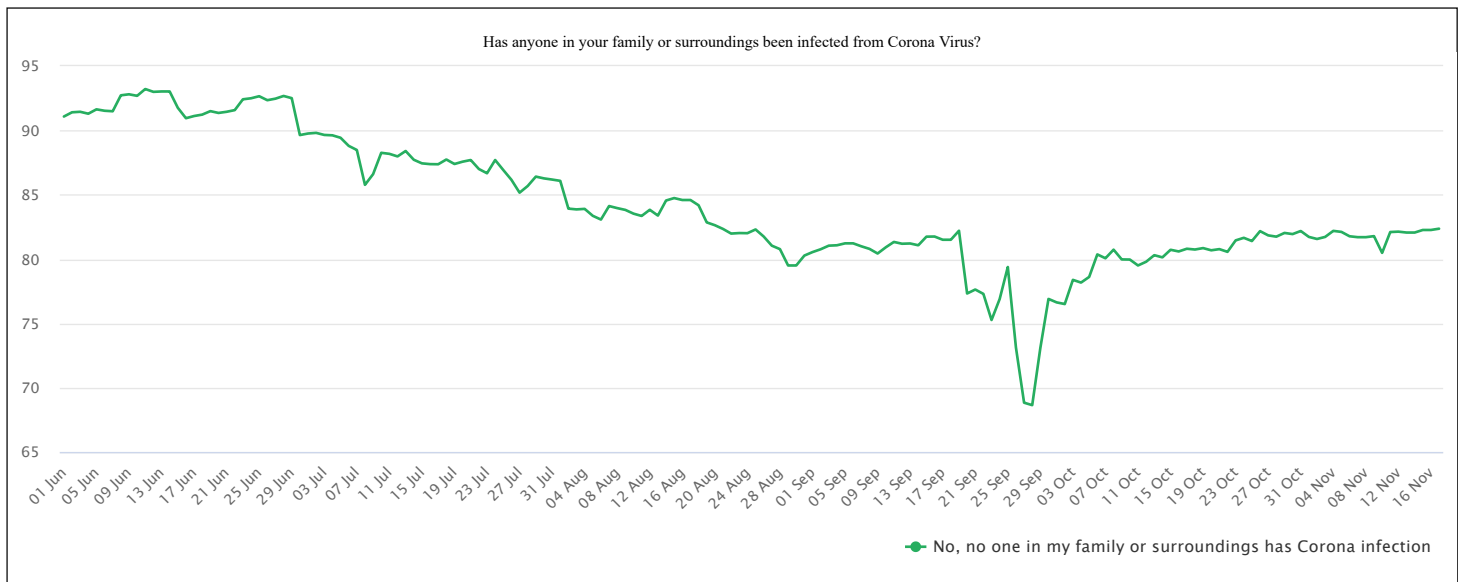
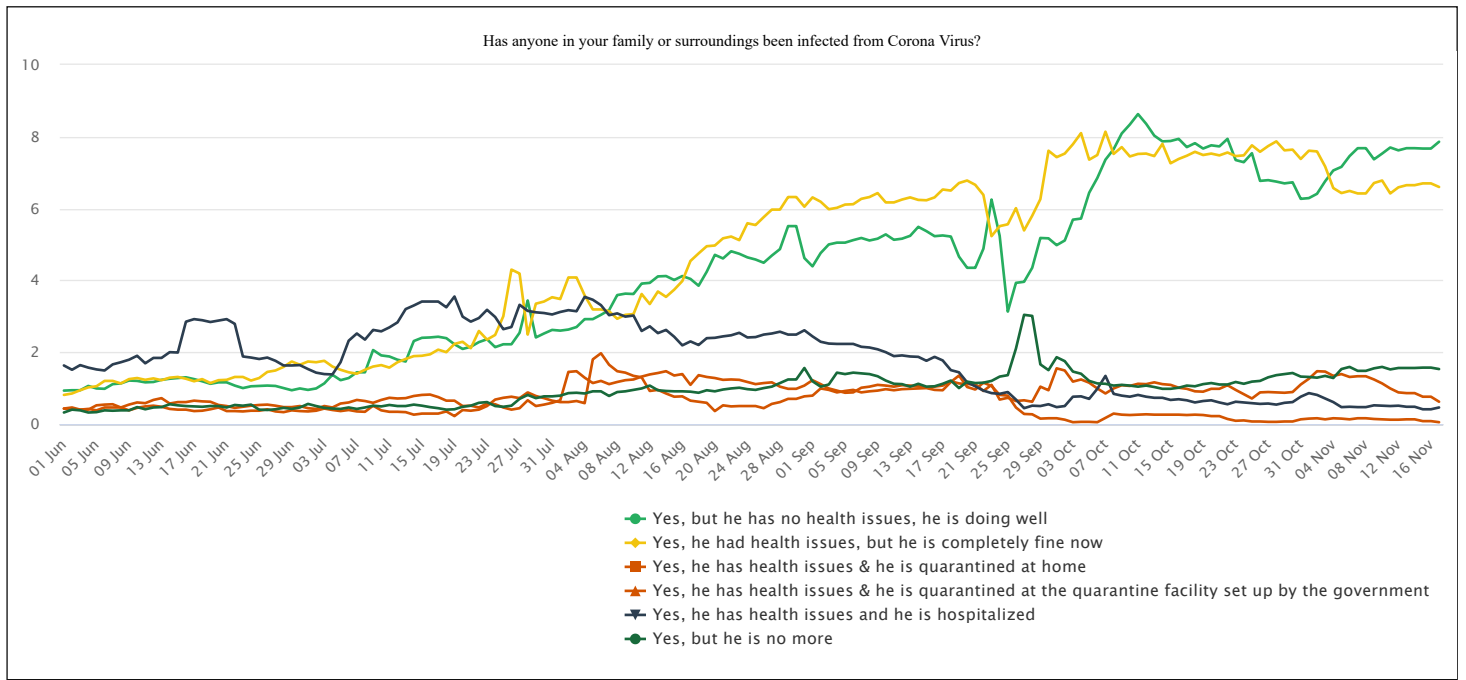
Date	Recover	Active	Mortality	No, no one in my family or surroundings has Corona infection	Don't know/Can't say	Total
11/17/2020	9.91	3.23	1.10	84.05	1.71	100%
11/16/2020	9.82	3.27	1.09	84.11	1.72	100%
11/15/2020	9.82	3.27	1.09	84.11	1.72	100%
11/14/2020	9.82	3.27	1.09	84.11	1.72	100%
11/13/2020	9.82	3.27	1.09	84.11	1.72	100%
11/12/2020	9.82	3.27	1.09	84.11	1.72	100%
11/11/2020	9.77	3.30	1.08	84.12	1.74	100%
11/10/2020	9.66	3.32	1.07	84.18	1.76	100%
11/09/2020	9.65	3.35	1.06	84.18	1.76	100%
11/08/2020	9.60	3.37	1.06	84.17	1.79	100%
11/07/2020	9.60	3.37	1.06	84.17	1.79	100%
11/06/2020	9.50	3.41	1.06	84.23	1.80	100%
11/05/2020	9.37	3.42	1.06	84.33	1.82	100%
11/04/2020	9.28	3.46	1.06	84.38	1.83	100%
11/03/2020	9.23	3.47	1.06	84.40	1.84	100%
11/02/2020	9.10	3.51	1.04	84.50	1.85	100%
11/01/2020	9.01	3.53	1.04	84.57	1.86	100%
10/31/2020	9.01	3.53	1.04	84.57	1.86	100%
10/30/2020	8.93	3.54	1.03	84.63	1.87	100%
10/29/2020	8.93	3.54	1.03	84.63	1.87	100%
10/28/2020	8.91	3.53	1.03	84.66	1.88	100%
10/27/2020	8.88	3.54	1.03	84.66	1.88	100%
10/26/2020	8.87	3.54	1.02	84.69	1.89	100%
10/25/2020	8.84	3.53	1.02	84.71	1.89	100%
10/24/2020	8.84	3.53	1.02	84.71	1.89	100%
10/23/2020	8.84	3.53	1.02	84.71	1.89	100%
10/22/2020	8.80	3.56	1.01	84.72	1.90	100%
10/21/2020	8.73	3.59	1.01	84.76	1.91	100%
10/20/2020	8.66	3.60	0.99	84.83	1.92	100%
10/19/2020	8.58	3.63	0.99	84.86	1.94	100%
10/18/2020	8.51	3.65	0.98	84.90	1.95	100%
10/17/2020	8.51	3.65	0.98	84.90	1.95	100%
10/16/2020	8.45	3.68	0.98	84.94	1.95	100%
10/15/2020	8.40	3.70	0.97	84.97	1.96	100%
10/14/2020	8.37	3.69	0.97	85.00	1.96	100%
10/13/2020	8.31	3.72	0.97	85.04	1.97	100%
10/12/2020	8.25	3.72	0.97	85.09	1.98	100%
10/11/2020	8.21	3.72	0.96	85.12	1.99	100%
10/10/2020	8.21	3.72	0.96	85.12	1.99	100%
10/09/2020	8.03	3.76	0.95	85.26	1.99	100%
10/08/2020	7.95	3.80	0.94	85.30	2.00	100%
10/07/2020	7.73	3.83	0.95	85.49	2.01	100%
10/06/2020	7.58	3.85	0.94	85.60	2.03	100%
10/05/2020	7.49	3.85	0.94	85.68	2.04	100%
10/04/2020	7.44	3.86	0.94	85.71	2.05	100%
10/03/2020	7.44	3.86	0.94	85.71	2.05	100%
10/02/2020	7.38	3.84	0.94	85.77	2.05	100%
10/01/2020	7.38	3.84	0.94	85.77	2.05	100%
09/30/2020	7.29	3.85	0.94	85.87	2.05	100%
09/29/2020	7.18	3.86	0.93	85.97	2.06	100%
09/28/2020	7.08	3.85	0.92	86.07	2.07	100%
09/27/2020	6.98	3.84	0.92	86.18	2.07	100%
09/26/2020	6.98	3.84	0.92	86.18	2.07	100%
09/25/2020	6.95	3.87	0.91	86.19	2.08	100%
09/24/2020	6.94	3.87	0.91	86.20	2.08	100%
09/23/2020	6.95	3.87	0.90	86.21	2.09	100%
09/22/2020	6.91	3.85	0.89	86.26	2.09	100%

Date	Recover	Active	Mortality	No, no one in my family or surroundings has Corona infection	Don't know/Can't say	Total
09/21/2020	6.89	3.83	0.89	86.31	2.09	100%
09/20/2020	6.88	3.83	0.89	86.33	2.08	100%
09/19/2020	6.88	3.83	0.89	86.33	2.08	100%
09/18/2020	6.84	3.85	0.88	86.37	2.08	100%
09/17/2020	6.80	3.83	0.88	86.43	2.07	100%
09/16/2020	6.79	3.83	0.86	86.45	2.07	100%
09/15/2020	6.73	3.84	0.85	86.52	2.07	100%
09/14/2020	6.69	3.83	0.85	86.55	2.08	100%
09/13/2020	6.65	3.82	0.85	86.60	2.09	100%
09/12/2020	6.65	3.82	0.85	86.60	2.09	100%
09/11/2020	6.62	3.81	0.84	86.62	2.09	100%
09/10/2020	6.59	3.82	0.85	86.64	2.10	100%
09/09/2020	6.55	3.81	0.85	86.67	2.11	100%
09/08/2020	6.49	3.81	0.85	86.78	2.08	100%
09/07/2020	6.37	3.78	0.85	86.92	2.07	100%
09/06/2020	6.18	3.77	0.84	87.13	2.07	100%
09/05/2020	6.18	3.77	0.84	87.13	2.07	100%
09/04/2020	6.05	3.75	0.85	87.27	2.08	100%
09/03/2020	5.93	3.76	0.83	87.39	2.10	100%
09/02/2020	5.84	3.76	0.84	87.47	2.10	100%
09/01/2020	5.71	3.74	0.84	87.63	2.09	100%
08/31/2020	5.50	3.78	0.83	87.80	2.10	100%
08/30/2020	5.40	3.75	0.82	87.91	2.12	100%
08/29/2020	5.40	3.75	0.82	87.91	2.12	100%
08/28/2020	5.32	3.74	0.80	88.03	2.12	100%
08/27/2020	5.23	3.74	0.79	88.11	2.12	100%
08/26/2020	5.15	3.74	0.78	88.19	2.14	100%
08/25/2020	5.02	3.73	0.75	88.39	2.11	100%
08/24/2020	4.98	3.72	0.73	88.45	2.12	100%
08/23/2020	4.86	3.73	0.74	88.57	2.11	100%
08/22/2020	4.86	3.73	0.74	88.57	2.11	100%
08/21/2020	4.79	3.75	0.75	88.67	2.04	100%
08/20/2020	4.71	3.73	0.75	88.87	1.95	100%
08/19/2020	4.63	3.72	0.76	89.00	1.89	100%
08/18/2020	4.60	3.68	0.76	89.16	1.80	100%
08/17/2020	4.47	3.67	0.75	89.35	1.77	100%
08/16/2020	4.28	3.65	0.75	89.55	1.77	100%
08/15/2020	4.28	3.65	0.75	89.55	1.77	100%
08/14/2020	4.28	3.65	0.75	89.55	1.77	100%
08/13/2020	4.25	3.64	0.74	89.58	1.79	100%
08/12/2020	4.18	3.62	0.75	89.64	1.80	100%
08/11/2020	4.18	3.62	0.76	89.65	1.80	100%
08/10/2020	4.08	3.61	0.73	89.78	1.80	100%
08/09/2020	4.05	3.61	0.70	89.83	1.80	100%
08/08/2020	4.05	3.61	0.70	89.83	1.80	100%
08/07/2020	3.96	3.61	0.70	89.93	1.80	100%
08/06/2020	3.92	3.62	0.69	90.00	1.77	100%
08/05/2020	3.81	3.61	0.67	90.15	1.76	100%
08/04/2020	3.81	3.54	0.65	90.24	1.74	100%
08/03/2020	3.74	3.54	0.65	90.32	1.75	100%
08/02/2020	3.74	3.54	0.65	90.32	1.75	100%
08/01/2020	3.71	3.50	0.63	90.42	1.74	100%
07/31/2020	3.69	3.47	0.61	90.49	1.73	100%
07/30/2020	3.62	3.43	0.61	90.60	1.74	100%
07/29/2020	3.55	3.42	0.58	90.69	1.76	100%
07/28/2020	3.48	3.42	0.58	90.74	1.78	100%
07/27/2020	3.26	3.36	0.53	91.07	1.78	100%
07/26/2020	3.23	3.26	0.49	91.25	1.77	100%
07/25/2020	3.23	3.26	0.49	91.25	1.77	100%

Date	Recover	Active	Mortality	No, no one in my family or surroundings has Corona infection	Don't know/Can't say	Total
07/24/2020	3.21	3.24	0.49	91.29	1.79	100%
07/23/2020	3.21	3.22	0.49	91.28	1.80	100%
07/22/2020	3.18	3.13	0.47	91.44	1.76	100%
07/21/2020	3.06	3.09	0.48	91.58	1.80	100%
07/20/2020	3.08	3.06	0.48	91.62	1.76	100%
07/19/2020	3.06	3.03	0.47	91.68	1.75	100%
07/18/2020	3.04	3.05	0.48	91.68	1.75	100%
07/17/2020	3.03	3.06	0.48	91.65	1.76	100%
07/16/2020	3.03	3.06	0.48	91.65	1.76	100%
07/15/2020	3.03	3.06	0.48	91.65	1.76	100%
07/14/2020	3.05	3.08	0.49	91.62	1.77	100%
07/13/2020	2.98	3.07	0.49	91.70	1.76	100%
07/12/2020	2.93	3.06	0.50	91.75	1.76	100%
07/11/2020	2.91	3.07	0.49	91.78	1.76	100%
07/10/2020	2.91	3.05	0.50	91.78	1.76	100%
07/09/2020	2.89	3.06	0.50	91.78	1.77	100%
07/08/2020	2.85	3.03	0.50	91.94	1.68	100%
07/07/2020	2.83	3.06	0.49	91.96	1.66	100%
07/06/2020	2.79	3.02	0.48	92.02	1.69	100%
07/05/2020	2.77	2.94	0.48	92.14	1.68	100%
07/04/2020	2.76	2.82	0.49	92.22	1.71	100%
07/03/2020	2.74	2.87	0.50	92.17	1.73	100%
07/02/2020	2.73	2.86	0.51	92.15	1.76	100%
07/01/2020	2.73	2.82	0.50	92.19	1.76	100%
06/30/2020	2.72	2.80	0.49	92.20	1.78	100%
06/29/2020	2.73	2.81	0.47	92.17	1.81	100%
06/28/2020	2.74	2.79	0.48	92.15	1.83	100%
06/27/2020	2.70	2.84	0.49	92.10	1.87	100%
06/26/2020	2.70	2.88	0.46	92.03	1.92	100%
06/25/2020	2.62	2.84	0.47	92.10	1.97	100%
06/24/2020	2.57	2.79	0.48	92.22	1.94	100%
06/23/2020	2.59	2.81	0.48	92.20	1.93	100%
06/22/2020	2.59	2.81	0.48	92.20	1.93	100%
06/21/2020	2.59	2.81	0.45	92.18	1.97	100%
06/20/2020	2.59	2.85	0.47	92.14	1.96	100%
06/19/2020	2.49	2.84	0.47	92.16	2.04	100%
06/18/2020	2.55	2.86	0.47	92.01	2.10	100%
06/17/2020	2.58	2.91	0.46	91.94	2.12	100%
06/16/2020	2.60	2.90	0.42	91.87	2.22	100%
06/15/2020	2.66	2.81	0.44	91.80	2.28	100%
06/14/2020	2.60	2.84	0.47	91.78	2.30	100%
06/13/2020	2.62	2.87	0.46	91.69	2.38	100%
06/12/2020	2.58	2.83	0.48	91.66	2.45	100%
06/11/2020	2.59	2.78	0.46	91.61	2.56	100%
06/10/2020	2.61	2.89	0.48	91.34	2.69	100%
06/09/2020	2.57	2.76	0.40	91.56	2.72	100%
06/08/2020	2.50	2.70	0.40	91.67	2.73	100%
06/07/2020	2.47	2.83	0.36	91.36	2.98	100%
06/06/2020	2.38	2.65	0.38	91.44	3.15	100%
06/05/2020	2.20	2.54	0.33	91.60	3.33	100%
06/04/2020	2.25	2.43	0.33	91.30	3.69	100%
06/03/2020	2.15	2.52	0.37	91.08	3.88	100%
06/02/2020	2.13	2.43	0.37	90.69	4.37	100%
06/01/2020	1.99	2.57	0.28	90.39	4.77	100%
05/31/2020	2.01	2.62	0.31	89.98	5.09	100%
05/30/2020	2.25	2.68	0.35	89.33	5.38	100%
05/29/2020	2.51	2.71	0.40	88.35	6.02	100%
05/28/2020	2.38	2.75	0.48	87.83	6.56	100%
05/27/2020	2.48	3.21	0.58	86.01	7.73	100%

Date	Recover	Active	Mortality	No, no one in my family or surroundings has Corona infection	Don't know/Can't say	Total
05/26/2020	1.89	3.16	0.42	84.81	9.70	100%
05/25/2020	1.98	3.97	0.66	82.45	10.93	100%
05/24/2020	3.38	4.06	0.68	77.70	14.19	100%

**Weighted: Has anyone in your family or surroundings been infected from Corona Virus?**



**Weighted: Has anyone in your family or surroundings been infected from Corona Virus?**

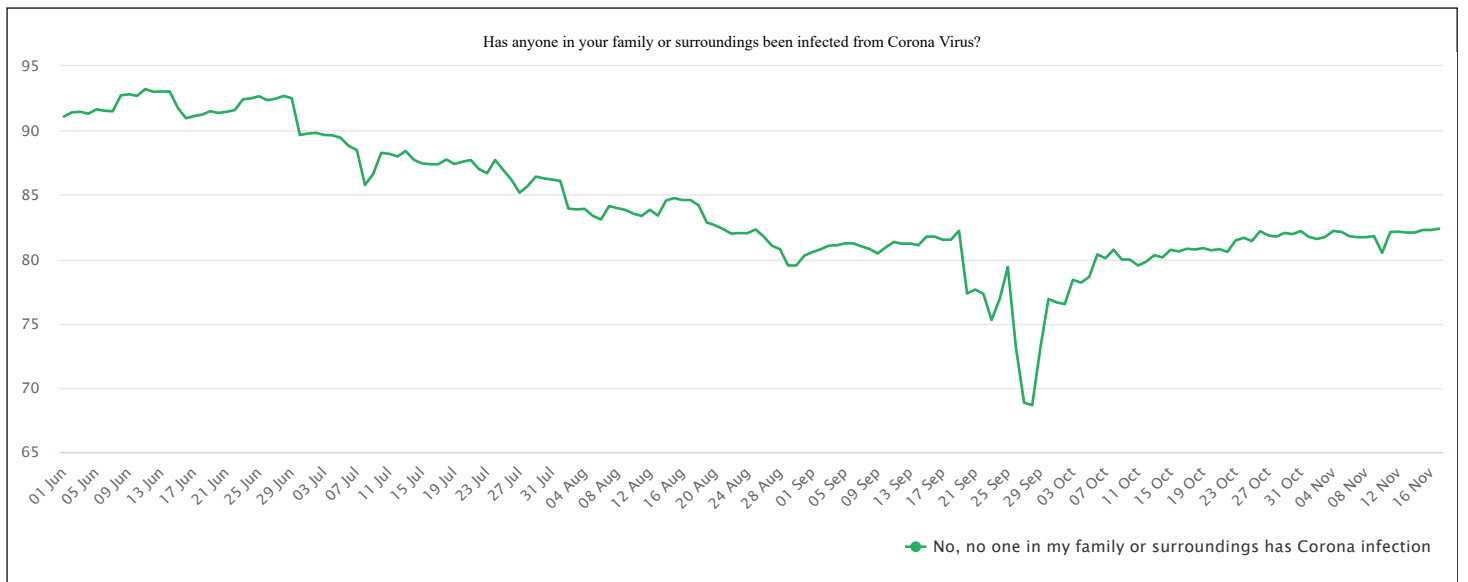
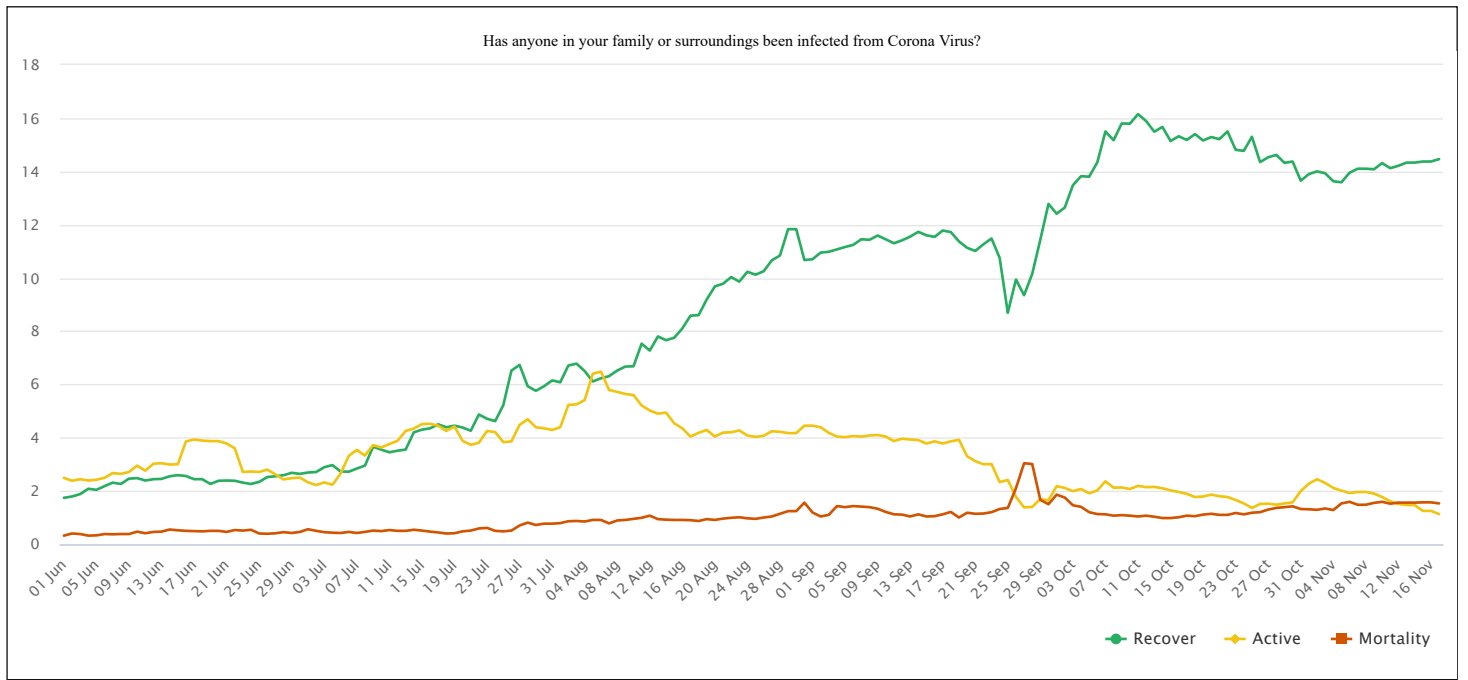
Date	Yes, but he has no health issues, he is doing well	Yes, he had health issues, but he is completely fine now	Yes, he has health issues & he is quarantined at home	Yes, he has health issues & he is quarantined at the quarantine facility set up by the government	Yes, he has health issues and he is hospitalized	Yes, but he is no more	No, no one in my family or surroundings has Corona infection	Don't know/Can't say	Total
11/17/2020	7.86	6.60	0.62	0.05	0.46	1.53	82.36	0.52	100%
11/16/2020	7.67	6.70	0.76	0.08	0.41	1.57	82.26	0.55	100%
11/15/2020	7.67	6.70	0.76	0.08	0.41	1.57	82.26	0.55	100%
11/14/2020	7.68	6.65	0.86	0.13	0.48	1.56	82.06	0.58	100%
11/13/2020	7.68	6.65	0.86	0.13	0.48	1.56	82.06	0.58	100%
11/12/2020	7.62	6.59	0.88	0.12	0.51	1.56	82.13	0.59	100%
11/11/2020	7.70	6.42	0.99	0.12	0.50	1.52	82.10	0.65	100%
11/10/2020	7.53	6.78	1.13	0.13	0.51	1.59	80.48	1.85	100%
11/09/2020	7.37	6.71	1.24	0.14	0.52	1.55	81.78	0.69	100%
11/08/2020	7.68	6.42	1.33	0.16	0.47	1.48	81.70	0.76	100%
11/07/2020	7.68	6.42	1.33	0.16	0.47	1.48	81.70	0.76	100%
11/06/2020	7.46	6.49	1.31	0.13	0.48	1.59	81.77	0.77	100%
11/05/2020	7.16	6.43	1.39	0.15	0.47	1.53	82.11	0.76	100%
11/04/2020	7.06	6.57	1.34	0.16	0.61	1.28	82.19	0.79	100%
11/03/2020	6.76	7.17	1.46	0.13	0.71	1.34	81.72	0.71	100%
11/02/2020	6.41	7.59	1.47	0.16	0.81	1.29	81.56	0.71	100%
11/01/2020	6.29	7.61	1.26	0.15	0.86	1.31	81.72	0.80	100%
10/31/2020	6.27	7.38	1.10	0.13	0.76	1.32	82.18	0.86	100%
10/30/2020	6.73	7.64	0.89	0.07	0.61	1.42	81.94	0.70	100%
10/29/2020	6.70	7.62	0.87	0.07	0.59	1.39	82.03	0.73	100%
10/28/2020	6.75	7.87	0.88	0.06	0.54	1.36	81.74	0.80	100%
10/27/2020	6.79	7.74	0.89	0.06	0.57	1.30	81.84	0.81	100%
10/26/2020	6.77	7.58	0.88	0.07	0.56	1.20	82.17	0.77	100%
10/25/2020	7.54	7.76	0.71	0.07	0.58	1.18	81.40	0.76	100%
10/24/2020	7.29	7.48	0.83	0.10	0.60	1.12	81.65	0.93	100%
10/23/2020	7.35	7.46	0.95	0.09	0.62	1.17	81.45	0.91	100%
10/22/2020	7.94	7.56	1.08	0.14	0.55	1.10	80.56	1.07	100%
10/21/2020	7.73	7.48	0.98	0.22	0.60	1.10	80.77	1.12	100%
10/20/2020	7.76	7.53	0.98	0.22	0.66	1.14	80.68	1.03	100%
10/19/2020	7.67	7.49	0.90	0.25	0.64	1.11	80.85	1.09	100%
10/18/2020	7.82	7.58	0.91	0.26	0.60	1.05	80.74	1.04	100%
10/17/2020	7.71	7.47	0.98	0.25	0.66	1.07	80.80	1.06	100%
10/16/2020	7.94	7.38	1.01	0.26	0.69	1.01	80.59	1.12	100%
10/15/2020	7.88	7.26	1.09	0.26	0.67	0.98	80.72	1.14	100%
10/14/2020	7.87	7.80	1.11	0.26	0.73	0.98	80.13	1.12	100%
10/13/2020	8.03	7.46	1.16	0.26	0.73	1.03	80.30	1.03	100%
10/12/2020	8.36	7.53	1.11	0.27	0.76	1.07	79.79	1.11	100%
10/11/2020	8.63	7.52	1.12	0.26	0.81	1.04	79.50	1.12	100%
10/10/2020	8.34	7.45	1.06	0.25	0.76	1.07	79.96	1.11	100%
10/09/2020	8.09	7.71	1.08	0.26	0.79	1.09	79.97	1.01	100%
10/08/2020	7.65	7.52	0.99	0.29	0.84	1.07	80.73	0.91	100%
10/07/2020	7.36	8.14	0.85	0.17	1.34	1.12	80.06	0.96	100%
10/06/2020	6.85	7.49	0.99	0.05	0.98	1.13	80.36	2.15	100%
10/05/2020	6.44	7.36	1.15	0.06	0.70	1.20	78.61	4.48	100%
10/04/2020	5.72	8.10	1.24	0.06	0.77	1.40	78.17	4.54	100%
10/03/2020	5.69	7.79	1.18	0.05	0.76	1.46	78.38	4.69	100%
10/02/2020	5.11	7.53	1.49	0.12	0.50	1.75	76.50	7.00	100%
10/01/2020	4.98	7.43	1.55	0.16	0.47	1.86	76.63	6.92	100%
09/30/2020	5.17	7.61	0.94	0.16	0.55	1.50	76.90	7.17	100%
09/29/2020	5.18	6.26	1.04	0.15	0.50	1.66	73.09	12.12	100%
09/28/2020	4.35	5.80	0.62	0.27	0.51	3.01	68.64	16.80	100%
09/27/2020	3.96	5.39	0.66	0.28	0.44	3.04	68.83	17.40	100%
09/26/2020	3.93	6.01	0.64	0.46	0.68	2.10	73.12	13.06	100%
09/25/2020	3.13	5.56	0.73	0.79	0.89	1.36	79.38	8.16	100%
09/24/2020	5.24	5.51	0.68	0.81	0.84	1.32	76.89	8.71	100%
09/23/2020	6.25	5.23	1.09	1.06	0.86	1.20	75.26	9.05	100%

Date	Yes, but he has no health issues, he is doing well	Yes, he had health issues, but he is completely fine now	Yes, he has health issues & he is quarantined at home	Yes, he has health issues & he is quarantined at the quarantine facility set up by the government	Yes, he has health issues and he is hospitalized	Yes, but he is no more	No, no one in my family or surroundings has Corona infection	Don't know/Can't say	Total
09/22/2020	4.88	6.38	0.92	1.15	0.93	1.15	77.29	7.30	100%
09/21/2020	4.35	6.66	1.11	0.96	1.05	1.14	77.63	7.10	100%
09/20/2020	4.35	6.78	1.11	1.03	1.16	1.18	77.32	7.07	100%
09/19/2020	4.66	6.71	1.13	1.35	1.44	1.00	82.20	1.51	100%
09/18/2020	5.22	6.50	1.19	1.17	1.50	1.21	81.50	1.71	100%
09/17/2020	5.25	6.53	1.07	0.94	1.77	1.12	81.50	1.82	100%
09/16/2020	5.23	6.31	1.04	0.95	1.87	1.05	81.75	1.80	100%
09/15/2020	5.37	6.23	1.02	1.00	1.76	1.04	81.74	1.84	100%
09/14/2020	5.49	6.24	1.05	0.99	1.87	1.12	81.07	2.17	100%
09/13/2020	5.24	6.31	1.07	0.98	1.88	1.04	81.21	2.27	100%
09/12/2020	5.16	6.25	1.08	0.97	1.91	1.11	81.19	2.33	100%
09/11/2020	5.13	6.17	1.04	0.94	1.89	1.12	81.33	2.38	100%
09/10/2020	5.28	6.17	1.07	0.97	2.00	1.21	80.91	2.39	100%
09/09/2020	5.16	6.43	1.09	0.93	2.08	1.33	80.43	2.55	100%
09/08/2020	5.11	6.32	1.04	0.91	2.13	1.39	80.79	2.31	100%
09/07/2020	5.18	6.27	1.01	0.88	2.15	1.41	80.99	2.11	100%
09/06/2020	5.12	6.12	0.88	0.95	2.23	1.43	81.22	2.05	100%
09/05/2020	5.05	6.11	0.87	0.92	2.23	1.39	81.22	2.21	100%
09/04/2020	5.05	6.02	0.93	0.88	2.23	1.43	81.07	2.39	100%
09/03/2020	5.00	5.98	0.99	0.95	2.24	1.10	81.04	2.70	100%
09/02/2020	4.76	6.19	1.11	0.99	2.29	1.04	80.76	2.86	100%
09/01/2020	4.39	6.31	1.22	0.79	2.44	1.19	80.54	3.12	100%
08/31/2020	4.62	6.05	1.07	0.77	2.61	1.56	80.27	3.05	100%
08/30/2020	5.51	6.32	0.98	0.70	2.49	1.24	79.50	3.26	100%
08/29/2020	5.51	6.32	0.98	0.70	2.49	1.24	79.50	3.26	100%
08/28/2020	4.87	5.97	1.04	0.61	2.57	1.14	80.77	3.03	100%
08/27/2020	4.69	5.97	1.16	0.56	2.52	1.04	81.04	3.02	100%
08/26/2020	4.49	5.76	1.14	0.44	2.49	1.00	81.75	2.93	100%
08/25/2020	4.58	5.54	1.11	0.50	2.42	0.95	82.30	2.60	100%
08/24/2020	4.64	5.59	1.17	0.50	2.41	0.97	82.01	2.71	100%
08/23/2020	4.74	5.12	1.23	0.50	2.54	1.01	82.02	2.84	100%
08/22/2020	4.81	5.22	1.24	0.49	2.47	0.99	81.98	2.80	100%
08/21/2020	4.61	5.17	1.23	0.52	2.44	0.96	82.34	2.73	100%
08/20/2020	4.71	4.97	1.28	0.36	2.40	0.91	82.63	2.74	100%
08/19/2020	4.24	4.95	1.31	0.59	2.39	0.94	82.85	2.73	100%
08/18/2020	3.85	4.75	1.36	0.62	2.20	0.87	84.18	2.17	100%
08/17/2020	4.04	4.54	1.09	0.65	2.30	0.90	84.59	1.89	100%
08/16/2020	4.12	3.98	1.39	0.77	2.19	0.91	84.59	2.05	100%
08/15/2020	4.01	3.74	1.35	0.76	2.43	0.91	84.74	2.06	100%
08/14/2020	4.12	3.54	1.47	0.85	2.62	0.92	84.55	1.93	100%
08/13/2020	4.11	3.69	1.42	0.95	2.53	0.94	83.38	2.98	100%
08/12/2020	3.93	3.34	1.38	0.92	2.72	1.07	83.83	2.81	100%
08/11/2020	3.91	3.62	1.32	1.30	2.59	0.99	83.35	2.92	100%
08/10/2020	3.62	3.06	1.24	1.34	3.02	0.95	83.53	3.24	100%
08/09/2020	3.63	3.04	1.22	1.43	2.99	0.91	83.82	2.96	100%
08/08/2020	3.59	2.93	1.17	1.47	3.08	0.89	83.96	2.91	100%
08/07/2020	3.17	3.14	1.11	1.65	3.03	0.78	84.12	3.00	100%
08/06/2020	3.04	3.19	1.20	1.97	3.31	0.91	83.07	3.31	100%
08/05/2020	2.92	3.19	1.14	1.80	3.46	0.91	83.36	3.22	100%
08/04/2020	2.92	3.58	1.29	0.58	3.54	0.85	83.90	3.34	100%
08/03/2020	2.70	4.08	1.47	0.64	3.14	0.87	83.86	3.24	100%
08/02/2020	2.63	4.08	1.45	0.61	3.17	0.86	83.92	3.28	100%
08/01/2020	2.60	3.48	0.66	0.61	3.12	0.79	86.08	2.66	100%
07/31/2020	2.62	3.53	0.59	0.65	3.05	0.77	86.18	2.61	100%
07/30/2020	2.52	3.41	0.54	0.72	3.09	0.77	86.27	2.68	100%
07/29/2020	2.41	3.35	0.50	0.78	3.11	0.72	86.41	2.72	100%
07/28/2020	3.44	2.49	0.66	0.88	3.15	0.81	85.68	2.89	100%
07/27/2020	2.54	4.19	0.44	0.72	3.32	0.70	85.16	2.93	100%



Date	Yes, but he has no health issues, he is doing well	Yes, he had health issues, but he is completely fine now	Yes, he has health issues & he is quarantined at home	Yes, he has health issues & he is quarantined at the quarantine facility set up by the government	Yes, he has health issues and he is hospitalized	Yes, but he is no more	No, no one in my family or surroundings has Corona infection	Don't know/Can't say	Total
07/26/2020	2.22	4.30	0.40	0.76	2.70	0.51	86.16	2.95	100%
07/25/2020	2.22	3.00	0.46	0.73	2.64	0.48	86.92	3.55	100%
07/24/2020	2.14	2.48	0.55	0.68	2.98	0.50	87.70	2.97	100%
07/23/2020	2.36	2.35	0.57	0.50	3.18	0.61	86.67	3.76	100%
07/22/2020	2.28	2.59	0.46	0.40	2.95	0.59	87.00	3.73	100%
07/21/2020	2.15	2.11	0.51	0.37	2.85	0.51	87.70	3.80	100%
07/20/2020	2.09	2.29	0.50	0.39	2.99	0.48	87.57	3.69	100%
07/19/2020	2.22	2.23	0.65	0.22	3.55	0.41	87.39	3.33	100%
07/18/2020	2.39	2.00	0.65	0.35	3.25	0.40	87.74	3.22	100%
07/17/2020	2.43	2.07	0.75	0.29	3.41	0.44	87.37	3.24	100%
07/16/2020	2.41	1.94	0.82	0.29	3.41	0.47	87.38	3.28	100%
07/15/2020	2.40	1.90	0.81	0.29	3.41	0.51	87.44	3.24	100%
07/14/2020	2.31	1.89	0.78	0.26	3.30	0.54	87.72	3.20	100%
07/13/2020	1.74	1.81	0.72	0.33	3.20	0.50	88.40	3.30	100%
07/12/2020	1.79	1.72	0.71	0.34	2.83	0.50	87.98	4.13	100%
07/11/2020	1.88	1.57	0.73	0.34	2.69	0.53	88.18	4.08	100%
07/10/2020	1.91	1.64	0.67	0.38	2.58	0.49	88.26	4.07	100%
07/09/2020	2.06	1.60	0.59	0.51	2.62	0.51	86.60	5.51	100%
07/08/2020	1.44	1.51	0.64	0.34	2.35	0.46	85.77	7.49	100%
07/07/2020	1.44	1.40	0.67	0.35	2.52	0.42	88.48	4.72	100%
07/06/2020	1.28	1.44	0.60	0.39	2.32	0.46	88.80	4.71	100%
07/05/2020	1.22	1.51	0.57	0.36	1.72	0.42	89.43	4.77	100%
07/04/2020	1.37	1.60	0.46	0.39	1.38	0.43	89.62	4.75	100%
07/03/2020	1.13	1.76	0.50	0.43	1.39	0.45	89.65	4.69	100%
07/02/2020	0.99	1.72	0.42	0.37	1.43	0.50	89.81	4.76	100%
07/01/2020	0.95	1.74	0.44	0.35	1.53	0.56	89.76	4.67	100%
06/30/2020	0.99	1.65	0.50	0.36	1.64	0.46	89.64	4.76	100%
06/29/2020	0.94	1.74	0.47	0.38	1.63	0.42	92.51	1.91	100%
06/28/2020	1.00	1.59	0.47	0.33	1.63	0.45	92.68	1.85	100%
06/27/2020	1.06	1.49	0.51	0.35	1.76	0.41	92.47	1.95	100%
06/26/2020	1.07	1.45	0.54	0.41	1.85	0.39	92.35	1.94	100%
06/25/2020	1.06	1.28	0.53	0.37	1.81	0.40	92.66	1.89	100%
06/24/2020	1.05	1.21	0.51	0.37	1.85	0.54	92.50	1.97	100%
06/23/2020	1.00	1.31	0.48	0.35	1.88	0.51	92.42	2.05	100%
06/22/2020	1.07	1.31	0.45	0.36	2.79	0.53	91.58	1.91	100%
06/21/2020	1.16	1.23	0.50	0.36	2.92	0.46	91.45	1.92	100%
06/20/2020	1.16	1.22	0.53	0.46	2.88	0.50	91.36	1.89	100%
06/19/2020	1.12	1.14	0.62	0.41	2.84	0.50	91.50	1.87	100%
06/18/2020	1.19	1.25	0.63	0.37	2.89	0.48	91.23	1.96	100%
06/17/2020	1.25	1.19	0.65	0.36	2.92	0.49	91.12	2.02	100%
06/16/2020	1.30	1.26	0.61	0.40	2.85	0.50	90.95	2.13	100%
06/15/2020	1.28	1.31	0.61	0.40	1.99	0.52	91.76	2.13	100%
06/14/2020	1.26	1.29	0.57	0.42	2.00	0.55	93.03	0.88	100%
06/13/2020	1.23	1.22	0.72	0.48	1.84	0.47	93.03	1.01	100%
06/12/2020	1.17	1.27	0.67	0.51	1.84	0.46	93.00	1.08	100%
06/11/2020	1.16	1.23	0.58	0.49	1.69	0.41	93.22	1.22	100%
06/10/2020	1.20	1.28	0.60	0.45	1.90	0.47	92.69	1.41	100%
06/09/2020	1.21	1.25	0.54	0.38	1.79	0.38	92.81	1.64	100%
06/08/2020	1.13	1.13	0.46	0.46	1.72	0.38	92.73	1.99	100%
06/07/2020	1.11	1.20	0.55	0.46	1.66	0.37	91.49	3.16	100%
06/06/2020	0.98	1.20	0.54	0.46	1.49	0.38	91.53	3.42	100%
06/05/2020	0.99	1.05	0.52	0.38	1.52	0.33	91.64	3.57	100%
06/04/2020	1.06	1.02	0.40	0.42	1.57	0.32	91.30	3.91	100%
06/03/2020	0.94	0.94	0.40	0.40	1.64	0.38	91.45	3.85	100%
06/02/2020	0.94	0.85	0.41	0.46	1.51	0.40	91.41	4.02	100%
06/01/2020	0.93	0.81	0.43	0.43	1.63	0.32	91.08	4.37	100%

**Weighted: Has anyone in your family or surroundings been infected from Corona Virus?**



**Weighted: Has anyone in your family or surroundings been infected from Corona Virus?**

Date	Recover	Active	Mortality	No, no one in my family or surroundings has Corona infection	Don't know/Can't say	Total
11/17/2020	14.46	1.13	1.53	82.36	0.52	100%
11/16/2020	14.37	1.25	1.57	82.26	0.55	100%
11/15/2020	14.37	1.25	1.57	82.26	0.55	100%
11/14/2020	14.33	1.47	1.56	82.06	0.58	100%
11/13/2020	14.33	1.47	1.56	82.06	0.58	100%
11/12/2020	14.21	1.51	1.56	82.13	0.59	100%
11/11/2020	14.12	1.61	1.52	82.10	0.65	100%
11/10/2020	14.31	1.77	1.59	80.48	1.85	100%
11/09/2020	14.08	1.90	1.55	81.78	0.69	100%
11/08/2020	14.10	1.96	1.48	81.70	0.76	100%
11/07/2020	14.10	1.96	1.48	81.70	0.76	100%
11/06/2020	13.95	1.92	1.59	81.77	0.77	100%
11/05/2020	13.59	2.01	1.53	82.11	0.76	100%
11/04/2020	13.63	2.11	1.28	82.19	0.79	100%
11/03/2020	13.93	2.30	1.34	81.72	0.71	100%
11/02/2020	14.00	2.44	1.29	81.56	0.71	100%
11/01/2020	13.90	2.27	1.31	81.72	0.80	100%
10/31/2020	13.65	1.99	1.32	82.18	0.86	100%
10/30/2020	14.37	1.57	1.42	81.94	0.70	100%
10/29/2020	14.32	1.53	1.39	82.03	0.73	100%
10/28/2020	14.62	1.48	1.36	81.74	0.80	100%
10/27/2020	14.53	1.52	1.30	81.84	0.81	100%
10/26/2020	14.35	1.51	1.20	82.17	0.77	100%
10/25/2020	15.30	1.36	1.18	81.40	0.76	100%
10/24/2020	14.77	1.53	1.12	81.65	0.93	100%
10/23/2020	14.81	1.66	1.17	81.45	0.91	100%
10/22/2020	15.50	1.77	1.10	80.56	1.07	100%
10/21/2020	15.21	1.80	1.10	80.77	1.12	100%
10/20/2020	15.29	1.86	1.14	80.68	1.03	100%
10/19/2020	15.16	1.79	1.11	80.85	1.09	100%
10/18/2020	15.40	1.77	1.05	80.74	1.04	100%
10/17/2020	15.18	1.89	1.07	80.80	1.06	100%
10/16/2020	15.32	1.96	1.01	80.59	1.12	100%
10/15/2020	15.14	2.02	0.98	80.72	1.14	100%
10/14/2020	15.67	2.10	0.98	80.13	1.12	100%
10/13/2020	15.49	2.15	1.03	80.30	1.03	100%
10/12/2020	15.89	2.14	1.07	79.79	1.11	100%
10/11/2020	16.15	2.19	1.04	79.50	1.12	100%
10/10/2020	15.79	2.07	1.07	79.96	1.11	100%
10/09/2020	15.80	2.13	1.09	79.97	1.01	100%
10/08/2020	15.17	2.12	1.07	80.73	0.91	100%
10/07/2020	15.50	2.36	1.12	80.06	0.96	100%
10/06/2020	14.34	2.02	1.13	80.36	2.15	100%
10/05/2020	13.80	1.91	1.20	78.61	4.48	100%
10/04/2020	13.82	2.07	1.40	78.17	4.54	100%
10/03/2020	13.48	1.99	1.46	78.38	4.69	100%
10/02/2020	12.64	2.11	1.75	76.50	7.00	100%
10/01/2020	12.41	2.18	1.86	76.63	6.92	100%
09/30/2020	12.78	1.65	1.50	76.90	7.17	100%
09/29/2020	11.44	1.69	1.66	73.09	12.12	100%
09/28/2020	10.15	1.40	3.01	68.64	16.80	100%
09/27/2020	9.35	1.38	3.04	68.83	17.40	100%
09/26/2020	9.94	1.78	2.10	73.12	13.06	100%
09/25/2020	8.69	2.41	1.36	79.38	8.16	100%
09/24/2020	10.75	2.33	1.32	76.89	8.71	100%
09/23/2020	11.48	3.01	1.20	75.26	9.05	100%
09/22/2020	11.26	3.00	1.15	77.29	7.30	100%

Date	Recover	Active	Mortality	No, no one in my family or surroundings has Corona infection	Don't know/Can't say	Total
09/21/2020	11.01	3.12	1.14	77.63	7.10	100%
09/20/2020	11.13	3.30	1.18	77.32	7.07	100%
09/19/2020	11.37	3.92	1.00	82.20	1.51	100%
09/18/2020	11.72	3.86	1.21	81.50	1.71	100%
09/17/2020	11.78	3.78	1.12	81.50	1.82	100%
09/16/2020	11.54	3.86	1.05	81.75	1.80	100%
09/15/2020	11.60	3.78	1.04	81.74	1.84	100%
09/14/2020	11.73	3.91	1.12	81.07	2.17	100%
09/13/2020	11.55	3.93	1.04	81.21	2.27	100%
09/12/2020	11.41	3.96	1.11	81.19	2.33	100%
09/11/2020	11.30	3.87	1.12	81.33	2.38	100%
09/10/2020	11.45	4.04	1.21	80.91	2.39	100%
09/09/2020	11.59	4.10	1.33	80.43	2.55	100%
09/08/2020	11.43	4.08	1.39	80.79	2.31	100%
09/07/2020	11.45	4.04	1.41	80.99	2.11	100%
09/06/2020	11.24	4.06	1.43	81.22	2.05	100%
09/05/2020	11.16	4.02	1.39	81.22	2.21	100%
09/04/2020	11.07	4.04	1.43	81.07	2.39	100%
09/03/2020	10.98	4.18	1.10	81.04	2.70	100%
09/02/2020	10.95	4.39	1.04	80.76	2.86	100%
09/01/2020	10.70	4.45	1.19	80.54	3.12	100%
08/31/2020	10.67	4.45	1.56	80.27	3.05	100%
08/30/2020	11.83	4.17	1.24	79.50	3.26	100%
08/29/2020	11.83	4.17	1.24	79.50	3.26	100%
08/28/2020	10.84	4.22	1.14	80.77	3.03	100%
08/27/2020	10.66	4.24	1.04	81.04	3.02	100%
08/26/2020	10.25	4.07	1.00	81.75	2.93	100%
08/25/2020	10.12	4.03	0.95	82.30	2.60	100%
08/24/2020	10.23	4.08	0.97	82.01	2.71	100%
08/23/2020	9.86	4.27	1.01	82.02	2.84	100%
08/22/2020	10.03	4.20	0.99	81.98	2.80	100%
08/21/2020	9.78	4.19	0.96	82.34	2.73	100%
08/20/2020	9.68	4.04	0.91	82.63	2.74	100%
08/19/2020	9.19	4.29	0.94	82.85	2.73	100%
08/18/2020	8.60	4.18	0.87	84.18	2.17	100%
08/17/2020	8.58	4.04	0.90	84.59	1.89	100%
08/16/2020	8.10	4.35	0.91	84.59	2.05	100%
08/15/2020	7.75	4.54	0.91	84.74	2.06	100%
08/14/2020	7.66	4.94	0.92	84.55	1.93	100%
08/13/2020	7.80	4.90	0.94	83.38	2.98	100%
08/12/2020	7.27	5.02	1.07	83.83	2.81	100%
08/11/2020	7.53	5.21	0.99	83.35	2.92	100%
08/10/2020	6.68	5.60	0.95	83.53	3.24	100%
08/09/2020	6.67	5.64	0.91	83.82	2.96	100%
08/08/2020	6.52	5.72	0.89	83.96	2.91	100%
08/07/2020	6.31	5.79	0.78	84.12	3.00	100%
08/06/2020	6.23	6.48	0.91	83.07	3.31	100%
08/05/2020	6.11	6.40	0.91	83.36	3.22	100%
08/04/2020	6.50	5.41	0.85	83.90	3.34	100%
08/03/2020	6.78	5.25	0.87	83.86	3.24	100%
08/02/2020	6.71	5.23	0.86	83.92	3.28	100%
08/01/2020	6.08	4.39	0.79	86.08	2.66	100%
07/31/2020	6.15	4.29	0.77	86.18	2.61	100%
07/30/2020	5.93	4.35	0.77	86.27	2.68	100%
07/29/2020	5.76	4.39	0.72	86.41	2.72	100%
07/28/2020	5.93	4.69	0.81	85.68	2.89	100%
07/27/2020	6.73	4.48	0.70	85.16	2.93	100%
07/26/2020	6.52	3.86	0.51	86.16	2.95	100%
07/25/2020	5.22	3.83	0.48	86.92	3.55	100%

Date	Recover	Active	Mortality	No, no one in my family or surroundings has Corona infection	Don't know/Can't say	Total
07/24/2020	4.62	4.21	0.50	87.70	2.97	100%
07/23/2020	4.71	4.25	0.61	86.67	3.76	100%
07/22/2020	4.87	3.81	0.59	87.00	3.73	100%
07/21/2020	4.26	3.73	0.51	87.70	3.80	100%
07/20/2020	4.38	3.88	0.48	87.57	3.69	100%
07/19/2020	4.45	4.42	0.41	87.39	3.33	100%
07/18/2020	4.39	4.25	0.40	87.74	3.22	100%
07/17/2020	4.50	4.45	0.44	87.37	3.24	100%
07/16/2020	4.35	4.52	0.47	87.38	3.28	100%
07/15/2020	4.30	4.51	0.51	87.44	3.24	100%
07/14/2020	4.20	4.34	0.54	87.72	3.20	100%
07/13/2020	3.55	4.25	0.50	88.40	3.30	100%
07/12/2020	3.51	3.88	0.50	87.98	4.13	100%
07/11/2020	3.45	3.76	0.53	88.18	4.08	100%
07/10/2020	3.55	3.63	0.49	88.26	4.07	100%
07/09/2020	3.66	3.72	0.51	86.60	5.51	100%
07/08/2020	2.95	3.33	0.46	85.77	7.49	100%
07/07/2020	2.84	3.54	0.42	88.48	4.72	100%
07/06/2020	2.72	3.31	0.46	88.80	4.71	100%
07/05/2020	2.73	2.65	0.42	89.43	4.77	100%
07/04/2020	2.97	2.23	0.43	89.62	4.75	100%
07/03/2020	2.89	2.32	0.45	89.65	4.69	100%
07/02/2020	2.71	2.22	0.50	89.81	4.76	100%
07/01/2020	2.69	2.32	0.56	89.76	4.67	100%
06/30/2020	2.64	2.50	0.46	89.64	4.76	100%
06/29/2020	2.68	2.48	0.42	92.51	1.91	100%
06/28/2020	2.59	2.43	0.45	92.68	1.85	100%
06/27/2020	2.55	2.62	0.41	92.47	1.95	100%
06/26/2020	2.52	2.80	0.39	92.35	1.94	100%
06/25/2020	2.34	2.71	0.40	92.66	1.89	100%
06/24/2020	2.26	2.73	0.54	92.50	1.97	100%
06/23/2020	2.31	2.71	0.51	92.42	2.05	100%
06/22/2020	2.38	3.60	0.53	91.58	1.91	100%
06/21/2020	2.39	3.78	0.46	91.45	1.92	100%
06/20/2020	2.38	3.87	0.50	91.36	1.89	100%
06/19/2020	2.26	3.87	0.50	91.50	1.87	100%
06/18/2020	2.44	3.89	0.48	91.23	1.96	100%
06/17/2020	2.44	3.93	0.49	91.12	2.02	100%
06/16/2020	2.56	3.86	0.50	90.95	2.13	100%
06/15/2020	2.59	3.00	0.52	91.76	2.13	100%
06/14/2020	2.55	2.99	0.55	93.03	0.88	100%
06/13/2020	2.45	3.04	0.47	93.03	1.01	100%
06/12/2020	2.44	3.02	0.46	93.00	1.08	100%
06/11/2020	2.39	2.76	0.41	93.22	1.22	100%
06/10/2020	2.48	2.95	0.47	92.69	1.41	100%
06/09/2020	2.46	2.71	0.38	92.81	1.64	100%
06/08/2020	2.26	2.64	0.38	92.73	1.99	100%
06/07/2020	2.31	2.67	0.37	91.49	3.16	100%
06/06/2020	2.18	2.49	0.38	91.53	3.42	100%
06/05/2020	2.04	2.42	0.33	91.64	3.57	100%
06/04/2020	2.08	2.39	0.32	91.30	3.91	100%
06/03/2020	1.88	2.44	0.38	91.45	3.85	100%
06/02/2020	1.79	2.38	0.40	91.41	4.02	100%
06/01/2020	1.74	2.49	0.32	91.08	4.37	100%